



संहती कार्यसाधिका । शिलं परं भूषणम्

Shetkari Shikshan Prasarak Mandal's

KRISHNA MAHAVIDYALAYA, RETHARE BK.

Shivnagar, Tal. Karad, Dist. Satara, 415108 (M.S.) Ph. : 02164-266346, Fax : 02164- 266347

Email : kmr_sspm@yahoo.co.in

Website : www.krishnamahavidyalaya.com

NAAC "B+" Grade (CGPA 2.65)



Founder : **Hon. Jaywantrao Bhosale**

President : **Dr. Suresh Jaywantrao Bhosale**

Principal : **Dr. Salunkhe C. B.,** M.Sc; Ph.D.

Criterion 6- Governance, Leadership and Management

6.5 Internal Quality Assurance System


6.5.2 Quality assurance initiatives of the institution

NIRF report, AAA report and details on follow up actions

INDEX

Sr. No.	Particulars	Page No.
1	Participation in NIRF	02-17
2	Administrative and Academic Audit (AAA)	18-59




Principal
Krishna Mahavidyalaya, Rethare Bk,
Tal. Karad : 415 108 (M.S)



संहती कार्यसाधिका । शिलं परं भूषणम्
Shetkari Shikshan Prasarak Mandal's

KRISHNA MAHAVIDYALAYA, RETHARE BK.

Shivnagar, Tal. Karad, Dist. Satara, 415108 (M.S.) Ph. : 02164-266346, Fax : 02164- 266347

Email : kmr_sspm@yahoo.co.in

Website : www.krishnamahavidyalaya.com

NAAC "B+" Grade (CGPA 2.65)



Founder : Hon. Jaywantrao Bhosale

President : Dr. Suresh Jaywantrao Bhosale

Principal : Dr. Salunkhe C. B., M.Sc; Ph.D.

Criterion 6- Governance, Leadership and Management

6.5 Internal Quality Assurance System

6.5.2 Quality assurance initiatives of the institution Participation in NIRF

INDEX

Sr. No.	Year	Page No.
1	2021-22	02-04
2	2020-21	05-07
3	2019-20	08-10
4	2018-19	11-16
5	2017-18	-



Principal

Krishna Mahavidyalaya, Rethare Bk,
Tal. Karad : 415 108 (M.S)

2023

Submitted Institute Data for NIRF'2023'

Institute Name: Krishna Mahavidyalaya, RETHARE BK [IR-C-C-11209]

Sanctioned (Approved) Intake

Academic Year	2021-22	2020-21	2019-20	2018-19	2017-18	2016-17
UG [3 Years Program(s)]	960	960	960	-	-	-

Total Actual Student Strength (Program(s) Offered by Your Institution)

(All programs of all years)	No. of Male Students	No. of Female Students	Total Students	Within State (Including male & female)	Outside State (Including male & female)	Outside Country (Including male & female)	Economically Backward (Including male & female)	Socially Challenged (SC+ST+OBC Including male & female)	No. of students receiving full tuition fee reimbursement from the State and Central Government	No. of students receiving full tuition fee reimbursement from Institution Funds	No. of students receiving full tuition fee reimbursement from the Private Bodies	No. of students who are not receiving full tuition fee reimbursement
UG [3 Years Program(s)]	344	214	558	558	0	0	120	69	120	0	0	69

Placement & Higher Studies

JG [3 Years Program(s)]: Placement & higher studies for previous 3 years

Academic Year	No. of first year students intake in the year	No. of first year students admitted in the year	Academic Year	No. of students graduating in minimum stipulated time	No. of students placed	Median salary of placed graduates(Amount in Rs.)	No. of students selected for Higher Studies
2017-18	360	308	2019-20	189	6	56000(Fifty Six Thousand Only)	41
2018-19	717	320	2020-21	180	3	53000(Fifty Three Thousand)	45
2019-20	960	266	2021-22	192	0	0(Zero)	27

Financial Resources: Utilised Amount for the Capital expenditure for previous 3 years

Academic Year	2021-22	2020-21	2019-20
	Utilised Amount	Utilised Amount	Utilised Amount
Annual Capital Expenditure on Academic Activities and Resources (excluding expenditure on buildings)			
Library	77561 (seventy Seven Thousand Five Hundred Sixty One Only)	72085 (Seventy Two Thousand Eighty Five Only)	182506 (One Lacks Eighty Two Thousand Five Hundred Six Only)
New Equipment for Laboratories	0 (Zero Only)	0 (Zero Only)	233991 (Two Lacks Thirty Three Thousand Nine Hundred Ninety One Only)
Other expenditure on creation of Capital Assets (excluding expenditure on Land and Building)	0 (Zero Only)	0 (Zero Only)	0 (Zero Only)

Financial Resources: Utilised Amount for the Operational expenditure for previous 3 years



Academic Year	2021-22	2020-21	2019-20
	Utilised Amount	Utilised Amount	Utilised Amount
Annual Operational Expenditure			
Salaries (Teaching and Non Teaching staff)	67037016 (Six Core Seventy Lacks Thirty Seven Thousand Sixteen only)	52098446 (Five Core Twenty Lacks Ninety Eight Thousand Four hundred Forty Six Only)	44635897 (Four Core forty Six Lacks Thirty Five Thousand Eight Hundred Ninety Seven Only)
Maintenance of Academic Infrastructure or consumables and other running expenditures(excluding maintenance of hostels and allied services,rent of the building, depreciation cost, etc)	56236 (Fifty Six Thousand Two Hundred Thirty Six Only)	39351 (Thirty Nine Thousand Three Hundred Fifty One Only)	292553 (Two Lacks Ninety Two Thousand Five Hundred Fifty Three Only)
Seminars/Conferences/Workshops	18607 (Eighteen Thousand Six Hundred Seven Only)	0 (Zero Only)	129663 (One Lacks Twenty Nine Thousand Six Hundred Sixty Three Only)

CS Facilities: Facilities of physically challenged students

1. Do your institution buildings have Lifts/Ramps?	Yes, more than 60% of the buildings
2. Do your institution have provision for walking aids, including wheelchairs and transportation from one building to another for handicapped students?	No
3. Do your institution buildings have specially designed toilets for handicapped students?	Yes, more than 80% of the buildings

Faculty Details

Srno	Name	Age	Designation	Gender	Qualification	Experience (In Months)	Currently working with institution?	Joining Date	Leaving Date	Association type
1	CHAVAN CHANDRKANT YASHWANT	56	Associate Professor	Male	M.Sc.	394	Yes	11-09-1989	--	Regular
2	PATIL HARIDAS VISHNU	58	Associate Professor	Male	M. Phil	388	Yes	16-07-1990	--	Regular
3	BANSODE MILIND SHAMRAO	58	Associate Professor	Male	Ph.D	420	Yes	01-08-1987	--	Regular
4	SALUNKHE CHANDRKANT BABURAO	60	Dean / Principal / Director / Vice Chancellor	Male	Ph.D	309	Yes	01-10-1986	--	Regular
5	GAVALI RAMESH VITTHAL	53	Associate Professor	Male	Ph.D	276	Yes	11-01-2000	--	Regular
6	KUMBHAR DILIP RAJARAM	53	Professor	Male	SET	270	Yes	21-06-2000	--	Regular
7	KAMBLE MAHVIR VITHAL	53	Associate Professor	Male	SET	270	Yes	21-06-2000	--	Regular
8	PATIL SANJAY RAMCHANDR	56	Assistant Professor	Male	MP.Ed.	292	Yes	14-07-1997	--	Regular
9	TELVEKAR SURESH TUKARAM	52	Assistant Professor	Male	M.A	292	Yes	14-07-1997	--	Regular
10	BHAKARE PRAVINCHANDRA DINKAR	52	Assistant Professor	Male	NET	304	Yes	15-07-1996	--	Regular
11	GAIKWAD NARENDRA VITTHAL	50	Assistant Professor	Male	SET		Yes	01-12-1997	--	Regular



12	RAJHANS SNEHAL MAKRAND	49	Assistant Professor	Female	Ph.D	268	Yes	01-07-1999	--	Regular
13	NIKAM RAJESHREE DILIP	49	Assistant Professor	Female	Ph.D	292	Yes	14-07-1997	--	Regular
14	SONWANE VISHWANTH KASHINATHA	48	Assistant Professor	Male	NET	173	Yes	18-12-2001	--	Regular
15	KURANE MINAKSHI VINAYAK	49	Assistant Professor	Female	Ph.D	265	Yes	21-06-2000	--	Regular
16	MANE DADASO NAMDEV	52	Assistant Professor	Male	Ph.D	265	Yes	30-08-2000	--	Regular
17	KAMBLE VARSHA LALASO	37	Assistant Professor	Female	NET	156	Yes	05-01-2009	--	Regular
18	PAWAR MADAVI SURENDRA	34	Assistant Professor	Female	NET	127	Yes	13-12-2011	--	Regular
19	THORAT AMOL ARUN	39	Assistant Professor	Male	NET	103	Yes	16-12-2013	--	Regular
20	SALUNKHE VISHAL UTTAMRAO	38	Dean / Principal / Director / Vice Chancellor	Male	SET	163	Yes	23-12-2009	--	Regular
21	DALAVI DHANAJI SURESH	38	Assistant Professor	Male	Ph.D	103	Yes	18-12-2013	--	Regular
22	JADHAV SUNITA HARIRAM	39	Assistant Professor	Female	Ph.D	103	Yes	19-12-2013	--	Regular
23	BANSODE DINKAR LAXMAN	38	Assistant Professor	Male	M.Sc.	68	Yes	07-09-2022	--	Adhoc / Contractual
24	TAWADE SAGAR SAMBHAJI	32	Assistant Professor	Male	NET	120	Yes	07-09-2022	--	Adhoc / Contractual
25	PATIL VRUSHALI SHARAD	40	Assistant Professor	Female	M.COM	200	Yes	01-08-2022	--	Adhoc / Contractual
26	JADHAV SAVITA MAHADEV	41	Assistant Professor	Female	M.COM	220	Yes	01-08-2022	--	Adhoc / Contractual
27	KANASE DIPALI BAJIRAO	36	Assistant Professor	Female	M.A.(Economics)	144	Yes	01-08-2022	--	Adhoc / Contractual
28	KALE MAHESH JAGANNATH	30	Assistant Professor	Male	M.Sc.	120	Yes	07-09-2022	--	Adhoc / Contractual
29	PATIL DHANASHRI VISHAL	35	Assistant Professor	Female	M.Sc.	140	Yes	07-09-2022	--	Adhoc / Contractual
30	ATTAR SURAJ RAFIK	36	Assistant Professor	Female	M.Sc.	180	Yes	07-09-2022	--	Adhoc / Contractual



PRINCIPAL
KRISHNA MAHAVIDYALAYA
RETHARE (B.), TAL. KARAD

National Institutional Ranking Framework

Ministry of Education

Government of India

Welcome to Data Capturing System: COLLEGE

Submitted Institute Data for NIRF'2022'

Institute Name: Krishna Mahavidyalaya, RETHARE BK [IR-C-C-11209]

Admission (Approved) Intake

Academic Year	2020-21	2019-20	2018-19	2017-18	2016-17	2015-16
UG [3 Years Program(s)]	645	624	717	-	-	-

Actual Student Strength (Program(s) Offered by Your Institution)

(All programs of all years)	No. of Male Students	No. of Female Students	Total Students	Within State (Including male & female)	Outside State (Including male & female)	Outside Country (Including male & female)	Economically Backward (Including male & female)	Socially Challenged (SC+ST+OBC Including male & female)	No. of students receiving full tuition fee reimbursement from the State and Central Government	No. of students receiving full tuition fee reimbursement from Institution Funds	No. of students receiving full tuition fee reimbursement from the Private Bodies	No. of students who are not receiving full tuition fee reimbursement
UG [3 Years Program(s)]	409	236	645	645	0	0	64	133	197	0	0	0

Placement & Higher Studies

UG [3 Years Program(s)]: Placement & higher studies for previous 3 years

Academic Year	No. of first year students intake in the year	No. of first year students admitted in the year	Academic Year	No. of students graduating in minimum stipulated time	No. of students placed	Median salary of placed graduates(Amount in Rs.)	No. of students selected for Higher Studies
2016-17	360	302	2018-19	189	3	52000(Fifty Two Thousand Only)	36
2017-18	360	308	2019-20	169	6	56000(Fifty six Thousand)	41
2018-19	717	320	2020-21	180	3	53000(Fifty Three Thousand)	45

Financial Resources: Utilised Amount for the Capital expenditure for previous 3 years

Academic Year	2020-21	2019-20	2018-19
	Utilised Amount	Utilised Amount	Utilised Amount
Annual Capital Expenditure on Academic Activities and Resources (excluding expenditure on buildings)			
Library	72085 (Seventy Two Thousand, Eighty Five Only)	182506 (One Lacks Eighty Two Thousand Five Hundred Six Only)	119873 (One Lacks Nineteen Thousand Eight Hundred Seventy Three Only)
New Equipment for Laboratories	0 (Zero Only)	233991 (Two Lacks Thirty Three Thousand Nine Hundred Ninety One Only)	122010 (One Lacks Twenty Two Thousand Ten Only)
Other expenditure on creation of Capital Assets (excluding expenditure on Land and Building)	0 (Zero Only)	0 (Zero Only)	0 (Zero Only)



Financial Resources: Utilised Amount for the Operational expenditure for previous 3 years

Academic Year	2020-21	2019-20	2018-19
	Utilised Amount	Utilised Amount	Utilised Amount
Annual Operational Expenditure			
Salaries (Teaching and Non Teaching staff)	52098446 (Five Core Twenty Lacks Ninety Eight Thousand Four Hundred Forty Six Only)	44635897 (Four Core Forty Six Lacks Thirty Five Thousand Eight Hundred Ninety Seven Only)	69265596 (Six Core Ninety Two Lacks Sixty Five Thousand Five Hundred Ninety Six Only)
Maintenance of Academic Infrastructure or consumables and other running expenditures(excluding maintenance of hostels and allied services,rent of the building, depreciation cost, etc)	39351 (Thirty nine Thousand Three Hundred Fifty One Only)	292553 (Two Lacks Ninety Two Thousand Five Hundred Fifty Three Only)	221791 (Two Lacks Twenty One Thousand Seven Hundred Ninety One Only)
Seminars/Conferences/Workshops	0 (Zero Only)	129663 (One Lacks Twenty Nine Thousand Six Hundred Sixty Three Only)	39064 (Thirty Nine Thousand Sixty Four Only)

DS Facilities: Facilities of physically challenged students

Do your institution buildings have Lifts/Ramps?	Yes, more than 60% of the buildings
Do your institution have provision for walking aids, including wheelchairs and transportation from one building to another for handicapped students?	No
Do your institution buildings have specially designed toilets for handicapped students?	Not available

Faculty Details

Srno	Name	Age	Designation	Gender	Qualification	Experience (In Months)	Currently working with institution?	Joining Date	Leaving Date	Association type
✓	CHAVAN CHANDRKANT YASHWANT	55	Associate Professor	Male	M.Sc.	382	Yes	11-09-1989	--	Regular
✓	PATIL HARIDAS VISHNU	57	Associate Professor	Male	M. Phil	376	Yes	16-07-1990	--	Regular
✓	MANE BALASAHEB SHANKAR	59	Associate Professor	Male	M.Sc.	399	Yes	29-08-1988	--	Regular
✓	BANSODE MILIND SHAMRAO	57	Associate Professor	Male	Ph.D	408	Yes	01-08-1987	--	Regular
✓	SALUNKHE CHANDRKANT BABURAO	59	Dean / Principal / Director / Vice Chancellor	Male	Ph.D	297	Yes	01-10-1986	--	Regular
✓	GAVALI RAMESH VITTHAL	52	Associate Professor	Male	Ph.D	264	Yes	11-01-2000	--	Regular
✓	KUMBHAR DILIP RAJARAM	52	Assistant Professor	Male	SET	258	Yes	21-06-2000	--	Regular
✓	KAMBLE MAHVIR VITHAL	52	Associate Professor	Male	SET	258	Yes	21-06-2000	--	Regular
✓	PATIL SANJAY RAMCHANDR	55	Assistant Professor	Male	MP.Ed.	280	Yes	14-07-1997	--	Regular
✓	TELVEKAR SURESH TUKARAM	51	Assistant Professor	Male	MP.Ed.	280	Yes	14-07-1997	--	Regular



	✓	BHAKARE PRAVINCHANDRA DINKAR	51	Assistant Professor	Male	NET	292	Yes	15-07-1996	--	Regular
	✓	GAIKWAD NARENDRA VITTHAL	49	Assistant Professor	Male	SET	275	Yes	01-12-1997	--	Regular
3	✓	RAJHANS SNEHAL MAKRAND	48	Assistant Professor	Female	Ph.D	256	Yes	01-07-1999	--	Regular
4	✓	NIKAM RAJESHREE DILIP	48	Assistant Professor	Female	Ph.D	280	Yes	14-07-1997	--	Regular
5	✓	SONWANE VISHWANATH KASHINATHA	47	Assistant Professor	Male	NET	161	Yes	18-12-2001	--	Regular
3	✓	KURANE MINAKSHI VINAYAK	48	Assistant Professor	Female	Ph.D	253	Yes	21-06-2000	--	Regular
7	✓	MANE DADASO NAMDEV	51	Assistant Professor	Male	Ph.D	253	Yes	30-08-2000	--	Regular
3	✓	KAMBLE VARSHA LALASO	36	Assistant Professor	Female	NET	144	Yes	05-01-2009	--	Regular
3	✓	PAWAR MADAVI SURENDRA	33	Assistant Professor	Female	NET	115	Yes	13-12-2011	--	Regular
3	✓	THORAT AMOL ARUN	38	Assistant Professor	Male	NET	91	Yes	16-12-2013	--	Regular
1	✓	SALUNKHE VISHAL UTTAMRAO	37	Dean / Principal / Director / Vice Chancellor	Male	SET	151	Yes	23-12-2009	--	Regular
2	✓	DALAVI DHANAJI SURESH	37	Assistant Professor	Male	Ph.D	91	Yes	18-12-2013	--	Regular
3	✓	JADHAV SUNITA HARIRAM	38	Assistant Professor	Female	Ph.D	91	Yes	19-12-2013	--	Regular
4	✗	MAHADIK SATISH ANANDRO	39	Assistant Professor	Male	Ph.D	44	Yes	01-08-2019	--	Adhoc / Contractual
5	✓	BANSODE DINKAR LAXMAN	37	Assistant Professor	Male	M.Sc.	68	Yes	01-08-2018	--	Adhoc / Contractual
3	✓	TAWADE SAGAR SAMBHAJI	31	Assistant Professor	Male	NET	120	Yes	25-08-2015	--	Adhoc / Contractual
7	✓	PATIL VRUSHALI SHARAD	39	Assistant Professor	Female	M.COM	224	Yes	09-07-2008	--	Adhoc / Contractual
3	✓	JADHAV SAVITA MAHADEV	40	Assistant Professor	Female	M.COM	230	Yes	17-07-2011	--	Adhoc / Contractual
3	✓	KANASE DIPALI BAJIRAO	35	Assistant Professor	Female	M.A.(Economics)	170	Yes	09-07-2010	--	Adhoc / Contractual

* Kele Mahesh Jagannath
 • Dr. D.V. Patil / Dhanashai Tanaji
 • Atkar S.R.
 Suraj Rafik.

M.Sc. SET
 M.Sc. Ph.D.
 M.Sc. SET/NET



Joining Date 21/07/19
 Date 21/07/19
 mob. 842373449
 PRINCIPAL
 KRISHNA MAHAVIDYALAYA
 RETHARE (BK), TAL. KARAD

1-11-1991 Pan: BQKPK 8915 K
 22-11-86 Pan: DXVPP 5624 N
 17-03-90 Pan: ANQPT 8017 K

National Institutional Ranking Framework

Ministry of Education

Government of India

Welcome to Data Capturing System: COLLEGE

Submitted Institute Data for NIRF'2021'

Institute Name: Krishna Mahavidyalaya, RETHARE BK [IR-C-C-11209]

Sanctioned (Approved) Intake

Academic Year	2019-20	2018-19	2017-18	2016-17	2015-16	2014-15
UG [3 Years Program(s)]	624	717	769	-	-	-

Total Actual Student Strength (Program(s) Offered by Your Institution)

(All programs of all years)	No. of Male Students	No. of Female Students	Total Students	Within State (Including male & female)	Outside State (Including male & female)	Outside Country (Including male & female)	Economically Backward (Including male & female)	Socially Challenged (SC+ST+OBC Including male & female)	No. of students receiving full tuition fee reimbursement from the State and Central Government	No. of students receiving full tuition fee reimbursement from Institution Funds	No. of students receiving full tuition fee reimbursement from the Private Bodies	No. of students who are not receiving full tuition fee reimbursement
UG [3 Years Program(s)]	397	227	624	624	0	0	1	132	132	0	0	1

Placement & Higher Studies

UG [3 Years Program(s)]: Placement & higher studies for previous 3 years

Academic Year	No. of first year students intake in the year	No. of first year students admitted in the year	Academic Year	No. of students graduating in minimum stipulated time	No. of students placed	Median salary of placed graduates(Amount in Rs.)	No. of students selected for Higher Studies
2015-16	360	386	2017-18	206	14	55000(Fifty Thousand)	60
2016-17	360	302	2018-19	189	3	52000(Fifty Two Thousand)	36
2017-18	769	308	2019-20	169	6	56000(Fifty Six Thousand)	41

Financial Resources: Utilised Amount for the Capital expenditure for previous 3 years

Academic Year	2019-20	2018-19	2017-18
	Utilised Amount	Utilised Amount	Utilised Amount
Annual Capital Expenditure on Academic Activities and Resources (excluding expenditure on buildings)			
Library	182506 (One Lack Eighty Two Thousand Five Hundred Six Only)	119873 (One Lack Nineteen Thousand Eight Hundred Seventy Three Only)	120977 (One Lack Twenty Thousand Nine Hundred Seventy Seven Only)
New Equipment for Laboratories	233991 (Two Lack Thirty Three Thousand Nine Hundred Ninety One Only)	682620 (Six Lack Eighty Two Thousand Six Hundred Twenty Only)	43960 (Forty Three Thousand Nine Hundred Sixty Only)
Other expenditure on creation of Capital Assets (excluding expenditure on Land and Building)	0 (Zero)	0 (Zero)	209287 (Two Lack Nine Thousand Two Hundred Eighty Seven Only)

Financial Resources: Utilised Amount for the Operational expenditure for previous 3 years

Academic Year	2019-20	2018-19	2017-18
	Utilised Amount	Utilised Amount	Utilised Amount
Annual Operational Expenditure			
Salaries (Teaching and Non Teaching staff)	44635897 (Four Core Forty Six Lack Thirty Five Thousand Eight Hundred Ninety Seven Only)	61926596 (Six Core Nineteen Lacks Twenty Six Thousand Five Hundred Ninety Six Only)	60219610 (Six Core Two Lack Nineteen Thousand Six Hundred Ten Only)
Maintenance of Academic Infrastructure or consumables and other running expenditures(excluding maintenance of hostels and allied services,rent of the building, depreciation cost, etc)	292553 (Two Lack Ninety Two Thousand Five Hundred Fifty Three Only)	221791 (Two Lack Twenty One Thousand Seven Hundred Ninety One Only)	114345 (One Lack Fourteen Thousand Three Hundred Forty Five Only)
Seminars/Conferences/Workshops	129663 (One Lack Twenty Nine Thousand Six Hundred Thirty Three Only)	39064 (Thirty Nine Thousand Sixty Four Only)	28959 (Twenty Eight Nine Hundred Fifty Nine Only)

PCS Facilities: Facilities of physically challenged students

1. Do your institution buildings have Lifts/Ramps?	Yes, more than 60% of the buildings
2. Do your institution have provision for walking aids, includingwheelchairs and transportation from one building to another for handicapped students?	No
3. Do your institution buildings have specially designed toilets for handicapped students?	Not available

Faculty Details

Srno	Name	Age	Designation	Gender	Qualification	Experience (In Months)	Is Associated Last Year	Currently working with institution?	Joining Date	Leaving Date	Association type
1	CHAVAN CHANDRKANT YASHWANT	54	Associate Professor	Male	M.Sc.	370	Yes	Yes	11-09-1989	--	Regular
2	PATIL HARIDAS VISHNU	56	Associate Professor	Male	M. Phil	364	Yes	Yes	16-07-1990	--	Regular
3	MANE BALASAHEB SHANKAR	58	Associate Professor	Male	M.Sc.	387	Yes	Yes	29-08-1988	--	Regular
4	BANSODE MILIND SHAMRAO	56	Associate Professor	Male	Ph.D	396	Yes	Yes	01-08-1987	--	Regular
5	SALUNKHE CHANDRKANT BABURAO	58	Dean / Principal / Director / Vice Chancellor	Male	Ph.D	285	Yes	Yes	01-10-1986	--	Regular
6	GAVALI RAMESH VITTHAL	51	Associate Professor	Male	Ph.D	252	Yes	Yes	11-01-2000	--	Regular
7	KUMBHAR DILIP RAJARAM	51	Assistant Professor	Male	SET	246	Yes	Yes	21-06-2000	--	Regular
8	KAMBLE MAHVIR VITHAL	51	Associate Professor	Male	SET	246	Yes	Yes	21-06-2000	--	Regular
9	PATIL SANJAY RAMCHANDR	54	Assistant Professor	Male	MP.Ed.	268	Yes	Yes	14-07-1997	--	Regular
10	TELVEKAR SURESH TUKARAM	50	Assistant Professor	Male	M.A	268	Yes	Yes	14-07-1997	--	Regular

11	BHAKARE PRAVINCHANDR A DINKAR	50	Assistant Professor	Male	NET	280	Yes	Yes	15-07-1996	--	Regular
12	GAIKWAD NARENDRA VITTHAL	48	Assistant Professor	Male	SET	263	Yes	Yes	01-12-1997	--	Regular
13	RAJHANS SNEHAL MAKRAND	47	Assistant Professor	Female	Ph.D	244	Yes	Yes	01-07-1999	--	Regular
14	NIKAM RAJESHREE DILIP	47	Assistant Professor	Female	Ph.D	268	Yes	Yes	14-07-1997	--	Regular
15	SONWANE VISHWANTH KASHINATHA	46	Assistant Professor	Male	NET	149	Yes	Yes	18-12-2001	--	Regular
16	KURANE MINAKSHI VINAYAK	47	Assistant Professor	Female	Ph.D	241	Yes	Yes	21-06-2000	--	Regular
17	MANE DADASO NAMDEV	50	Assistant Professor	Male	Ph.D	241	Yes	Yes	30-08-2000	--	Regular
18	KAMBLE VARSHA LALASO	35	Assistant Professor	Female	NET	132	Yes	Yes	05-01-2009	--	Regular
19	PAWAR MADAVI SURENDRA	32	Assistant Professor	Female	NET	103	Yes	Yes	13-12-2011	--	Regular
20	THORAT AMOL ARUN	37	Other	Male	NET	79	Yes	Yes	16-12-2013	--	Regular
21	SALUNKHE VISHAL UTTAMRAO	36	Other	Male	SET	139	Yes	Yes	23-12-2009	--	Regular
22	DALAVI DHANAJI SURESH	36	Assistant Professor	Male	Ph.D	79	Yes	Yes	18-12-2013	--	Regular
23	JADHAV SUNITA HARIRAM	37	Assistant Professor	Female	Ph.D	79	Yes	Yes	19-12-2013	--	Regular
24	KANSE DIPALI BAJIRAO	34	Assistant Professor	Female	M.A	120	Yes	Yes	09-07-2010	--	Adhoc / Contractual
25	MAHADIK SATISH ANANDRO	38	Assistant Professor	Male	Ph.D	96	No	Yes	01-08-2019	--	Adhoc / Contractual
26	BANSODE DINKAR LAXMAN	36	Assistant Professor	Male	M.Sc.	72	Yes	Yes	01-08-2018	--	Adhoc / Contractual
27	TAWADE SAGAR SAMBHAJI	30	Assistant Professor	Male	NET	60	Yes	Yes	25-08-2015	--	Adhoc / Contractual
28	PATIL VRUSHALI SHARAD	38	Assistant Professor	Female	M.COM	156	Yes	Yes	09-07-2008	--	Adhoc / Contractual
29	JADHAV SAVITA MAHADEV	39	Assistant Professor	Female	M.COM	108	Yes	Yes	17-07-2011	--	Adhoc / Contractual

Sanctioned (Approved) Intake

Academic Year	2018-19	2017-18	2016-17	2015-16	2014-15	2013-14
UG [3 Years Program(s)]	717	769	749	---	---	---
PG [2 Years Program(s)]	4	2	---	---	---	---

Total Actual Student Strength (Program(s) Offered by Your Institution)

(All programs of all years)	No. of Male Students	No. of Female Students	Total Students	Within State (Including male & female)	Outside State (Including male & female)	Outside Country (Including male & female)	Economically Backward (Including male & female)	Socially Challenged (SC+ST+OBC Including male & female)	No. of students receiving full tuition fee reimbursement from the State and Central Government	No. of students receiving full tuition fee reimbursement from Institutional Funds	No. of students receiving full tuition fee reimbursement from the Private Bodies	No. of students who are not receiving full reimbursement
UG [3 Years Program(s)]	431	286	717	717	0	0	0	139	0	0	0	159
PG [2 Years Program(s)]	1	1	2	2	0	0	0	0	0	0	0	2

Placement & Higher Studies

UG [3 Years Program(s)]: Placement & higher studies for previous 3 years

Academic Year	No. of first year students intake in the year	No. of first year students admitted in the year	Academic Year	No. of students graduating in minimum stipulated time	No. of students placed	Median salary of placed graduates per annum (Amount in Rs.)	No. of students selected for Higher Studies
(2014-15)	360	345	(2016-17)	213	9	52000 (Twenty Five Thousand only)	66
(2015-16)	360	386	(2017-18)	206	14	55000 (Forty Thousand only)	51
(2016-17)	749	302	(2018-19)	189	3	52000 (Thirty Five Thousand only)	60

PG [2 Years Program(s)]: Placement & higher studies for previous 3 years

Academic Year	No. of first year students intake in the year	No. of first year students admitted in the year	Academic Year	No. of students graduating in minimum stipulated time	No. of students placed	Median salary of placed graduates (Amount in Rs.)	No. of students selected for Higher Studies
(2015-16)	20	3	(2016-17)	3	0	0 (Zero)	0
(2016-17)	20	5	(2017-18)	5	0	0 (Zero)	0
(2017-18)	2	2	(2018-19)	2	0	0 (Zero)	0





Pay
Janki S.M.
12/10/19.

Awards Details

1. How many faculty member of your institution have received highly reputed national/international awards/recognition from central government agencies in the previous academic year (2018-19). 0

2. How many students of your institution have won international awards in the previous academic year (2018-19). 0

Faculty Details

Srno	Name	Age	Designation	Gender	Qualification	Experience (In Months)	Is Associated Last Year	Currently working with institution?	Joining Date	Leaving Date	Association type
1	PATIL SAMPATRAO SHIVAJIRAO	59	Professor	Male	Ph.D	342	Yes	Yes	27-12-1985	---	Regular
2	CHAVAN CHANDRKANT YASHWANT	53	Associate Professor	Male	M.Sc.	358	Yes	Yes	11-09-1989	---	Regular
3	PATIL HARIDAS VISHNU	55	Associate Professor	Male	M. Phil	352	Yes	Yes	16-07-1990	---	Regular
4	MANE BALASAHEB SHANKAR	57	Associate Professor	Male	M.Sc.	375	Yes	Yes	29-08-1988	---	Regular
5	BANSODE MILIND SHAMRAO	55	Associate Professor	Male	Ph.D	384	Yes	Yes	01-08-1987	---	Regular
6	SALUNKHE CHANDRKANT BABURAO	57	Dean / Principal / Director / Vice Chancellor	Male	Ph.D	273	Yes	Yes	01-10-1986	---	Regular
7	GAVALI RAMESH VITTHAL	50	Associate Professor	Male	Ph.D	240	Yes	Yes	11-01-2000	---	Regular
8	KUMBHAR DILIP RAJARAM	50	Assistant Professor	Male	SET	234	Yes	Yes	21-06-2000	---	Regular
9	KAMBLE MAHVIR VITHAL	50	Associate Professor	Male	SET	234	Yes	Yes	21-06-2000	---	Regular
10	PATIL SANJAY RAMCHANDR	53	Assistant Professor	Male	MP.Ed.	256	Yes	Yes	14-07-1997	---	Regular
11	TELVEKAR SURESH TUKARAM	49	Assistant Professor	Male	M.A	256	Yes	Yes	14-07-1997	---	Regular
12	BHAKARE PRAVINCHANDRA DINKAR	49	Assistant Professor	Male	NET	268	Yes	Yes	15-07-1996	---	Regular
13	GAIKWAD NARENDRA VITTHAL	47	Assistant Professor	Male	M.A	251	Yes	Yes	01-12-1997	---	Regular
14	RAJHANS SNEHAL MAKRAND	46	Assistant Professor	Female	Ph.D	232	Yes	Yes	01-07-1999	---	Regular
15	NIKAM RAJESHREE DILIP	46	Assistant Professor	Female	Ph.D	256	Yes	Yes	14-07-1997	---	Regular
16	SONWANE VISHWANTH KASHINATHA	45	Assistant Professor	Male	NET	137	Yes	Yes	18-12-2001	---	Regular
17	KURANE MINAKSHI VINAYAK	46	Assistant Professor	Female	Ph.D	229	Yes	Yes	21-06-2000	---	Regular

18	MANE DADASO NAMDEV	49	Assistant Professor	Male	Ph.D	229	Yes	Yes	30-08- 2000	---	Regular
19	KAMBLE VARSHA LALASO	34	Assistant Professor	Female	NET	120	Yes	Yes	05-01- 2009	---	Regular
20	PAWAR MADAVI SURENDRA	31	Assistant Professor	Female	NET	91	Yes	Yes	13-12- 2011	---	Regular
21	THORAT AMOL ARUN	36	Other	Male	NET	67	Yes	Yes	16-12- 2013	---	Regular
22	SALUNKHE VISHAL UTTAMRAO	35	Other	Male	SET	127	Yes	Yes	23-12- 2009	---	Regular
23	DALAVI DHANAJI SURESH	35	Assistant Professor	Male	Ph.D	67	Yes	Yes	18-12- 2013	---	Regular
24	JADHAV SUNITA HARIRAM	36	Assistant Professor	Female	Ph.D	67	Yes	Yes	19-12- 2013	---	Regular
25	KANSE DIPALI BAJIRAO	33	Assistant Professor	Female	M.A	108	Yes	Yes	09-07- 2010	---	Adhoc / Contractual
26	NIKAM ROHINI JALINDAR	26	Assistant Professor	Female	M.Sc.	48	No	Yes	01-08- 2015	---	Adhoc / Contractual
27	PATIL RESHMA PRALHAD	28	Assistant Professor	Female	M.Sc.	72	Yes	Yes	10-07- 2013	---	Adhoc / Contractual
28	KAMBLE SHITAL MOHAN	29	Assistant Professor	Female	M.Sc.	72	Yes	Yes	10-07- 2013	---	Adhoc / Contractual
29	PATIL PRACHI DILIP	27	Assistant Professor	Female	M.Sc.	60	Yes	Yes	21-08- 2014	---	Adhoc / Contractual
30	SURYAWANSHI SHUBHANGI UMESH	24	Assistant Professor	Female	M.Sc.	6	No	Yes	01-08- 2019	---	Adhoc / Contractual
31	PATIL PRIYANKA SHRIRANG	23	Assistant Professor	Female	M.Sc.	6	No	Yes	01-08- 2019	---	Adhoc / Contractual
32	PAWAR ANURADHA DILIP	25	Assistant Professor	Female	M.Sc.	6	No	Yes	01-08- 2019	---	Adhoc / Contractual
33	SHINDE UJWALA SAMPATRAO	26	Assistant Professor	Female	M.Sc.	12	No	Yes	01-08- 2019	---	Adhoc / Contractual
34	MAHADIK SATISH ANANDRO	37	Assistant Professor	Male	Ph.D	84	No	Yes	01-08- 2019	---	Adhoc / Contractual
35	ATTAR SURAJ RAFIK	33	Assistant Professor	Male	SET	96	No	Yes	01-08- 2019	---	Adhoc / Contractual
36	CHAVAN VIKRANT UDAYSINH	27	Assistant Professor	Male	M.Sc.	24	No	Yes	01-08- 2019	---	Adhoc / Contractual
37	KUMBHAR GANESH MARUTI	22	Assistant Professor	Male	M.Sc.	6	No	Yes	01-08- 2019	---	Adhoc / Contractual
38	PATIL DHANSHRI TANAJI	32	Assistant Professor	Female	Ph.D	96	Yes	Yes	10-07- 2014	---	Adhoc / Contractual
39	GOSAVI KIRTI RAVINDRA	31	Assistant Professor	Female	M.Sc.	24	Yes	Yes	10-07- 2017	---	Adhoc / Contractual
40	INKAR SMITA DAIWAN	35	Assistant Professor	Female	M.Sc.	6	No	Yes	01-08- 2019	---	Adhoc / Contractual
41	TAMBOLI JASMIN BALUDDIN	24	Assistant Professor	Female	M.Sc.	24	No	Yes	01-08- 2019	---	Adhoc / Contractual
42	PAWAR PRANALI SHIDOBHA	22	Assistant Professor	Female	M.Sc.	6	No	Yes	01-08- 2019	---	Adhoc / Contractual
43	JADHAV VINAYAK SARJERAO	27	Assistant Professor	Male	M.Sc.	60	Yes	Yes	01-07- 2014	---	Adhoc / Contractual
44	BANSODE DINKAR LAXMAN	35	Assistant Professor	Male	M.Sc.	60	Yes	Yes	01-08- 2018	---	Adhoc / Contractual



45	JADHAV SUSHMA ABHIJIT	31	Assistant Professor	Female	M.Sc.	48	Yes	Yes	01-08-2016	---	Adhoc / Contractual
46	JADHAV GANESH BALASO	29	Assistant Professor	Male	M.A	6	No	Yes	01-08-2019	---	Adhoc / Contractual
47	KAPALE PRAVIN ASHOK	23	Assistant Professor	Male	M.Sc.	6	No	Yes	01-08-2019	---	Adhoc / Contractual
48	SURYAWANSHI SAVITA SARJERAO	36	Assistant Professor	Female	M.Sc.	72	Yes	Yes	10-07-2017	---	Adhoc / Contractual
49	DESAI PRANOTEE VISHWAS	27	Assistant Professor	Female	M.Sc.	36	Yes	Yes	22-08-2016	---	Adhoc / Contractual
50	KADAM ANITA PANDURANG	26	Assistant Professor	Female	M.Sc.	48	Yes	Yes	06-08-2015	---	Adhoc / Contractual
51	SHINDE MEGHA MADHUKAR	26	Assistant Professor	Female	M.Sc.	48	Yes	Yes	25-08-2015	---	Adhoc / Contractual
52	KALE MAHESH JAGANNATH	27	Assistant Professor	Male	M.Sc.	60	Yes	Yes	01-07-2014	---	Adhoc / Contractual
53	TAWADE SAGAR SAMBHAJI	29	Assistant Professor	Male	NET	48	Yes	Yes	25-08-2015	---	Adhoc / Contractual
54	NIKAM SAYALI BHANUDAS	27	Assistant Professor	Female	M.Sc.	49	Yes	Yes	01-07-2015	---	Adhoc / Contractual
55	SAWANT RAGINI SHANKAR	25	Assistant Professor	Female	M.Sc.	24	Yes	Yes	10-07-2017	---	Adhoc / Contractual
56	PAWAR RADHIKA ATMARAM	26	Assistant Professor	Female	M.Sc.	36	Yes	Yes	20-08-2015	---	Adhoc / Contractual
57	PAWAR POOJA GUNWANT	22	Assistant Professor	Female	M.Sc.	6	No	Yes	01-08-2019	---	Adhoc / Contractual
58	SURYAWANSHI PAWAN ANIL	30	Assistant Professor	Male	M.Sc.	60	No	Yes	01-07-2018	---	Adhoc / Contractual
59	DESAI RADHIKA SANTOSH	36	Assistant Professor	Female	SET	70	Yes	Yes	01-07-2018	---	Adhoc / Contractual
60	PAWAR RAJARAM LAXMAN	43	Assistant Professor	Male	M.Sc.	54	No	Yes	01-08-2019	---	Adhoc / Contractual
61	PATIL VRUSHALI SHARAD	37	Assistant Professor	Female	M.COM	144	Yes	Yes	09-07-2008	---	Adhoc / Contractual
62	JADHAV SAVITA MAHADEV	38	Assistant Professor	Female	M.COM	96	Yes	Yes	17-07-2011	---	Adhoc / Contractual



[Signature]
PRINCIPAL
 KRISHNA MAHAVIDYALAYA
 RETHARE (B.K.), TAL. KARAD

Institute ID: IR-C-C-11209

Institute Name: Krishna Mahavidyalaya, RETHARE BK

Financial Resources: Utilised Amount for the Capital & Operational expenditure for previous 3 years

Financial Year	2018-19 Utilised Amount	2017-18 Utilised Amount	2016-17 Utilised Amount
Annual Capital Expenditure on Academic Activities and Resources (excluding expenditure on buildings)			
Library <i>thor</i>	119873 (One Lack Nininteen thousand Eight Hundred Seventy three only)	120977 (One Lack Twenty Thousand Nine Hundred Seventy Seven only)	145639 (One Lack Forty Five Thousand Six Hundred Thirty Nine Only)
New Equipment for Laboratories	122010 (One Lack Twenty Two Thousand Ten Only)	43960 (Forty Three Thousand Nine Hundred Sixty Only)	682620 (Six Lack Eighty Two Thousand Six Hundred Twenty Only)
Other expenditure on creation of Capital Assets (excluding expenditure on Land and Building)	0 (Zero)	209287 (Two Lack Nine Thousand Two Hundred Eighty Seven)	581299 (Five Lack Eighty One Thousand Two Hundred Ninety Nine Only)
Annual Operational Expenditure <i>Burastand</i>			
Salaries (Teaching and Non Teaching staff)	61926596 (Six Core Nininteen Lack Twenty Six Thousand Five Hundred Ninety Six Only)	60219610 (Six Core Two Lack Nininteen Thousand Six Hundred Ten Only)	60848947 (Six Core Eight Lack Forty Eight Thousand Nine Hundred Forty Seven Only)
Maintenance of Academic Infrastructure or consumables and other running expenditures (excluding maintenance of hostels and allied services, rent of the building, depreciation cost, etc)	221791 (Two Lack Twenty One Thousand Seven Hundred Ninety One Only)	114345 (One Lack Fourteen Thousand Three Hundred Forty Five Only)	527531 (Five Lack Twenty Seven Thousand Five Hundred Thirty One Only)
Seminars / Conferences / Workshops etc.	39064 (Thirty Nine Thousand Sixty Four Only)	28959 (Twenty Eight Thousand Nine Hundred Fifty Nine Only)	23168 (Twenty Three Thousand One Hundred Sixty Eight Only)

Accreditation

NAAC Accreditation

1. Does your institute have a valid NAAC Accreditation? YES

Valid from	Valid upto	Grade
22-03-2017	27-03-2022	2.65 B+

Village Adoption

Have your institute adopted any village under Unnat Bharat Scheme?

NO



Institute ID: IR-C-C-11209

Institute Name: Krishna Mahavidyalaya, RETHARE BK

PCS Facilities: Facilities of physically challenged students

1. Do your institution buildings have Lifts/Ramps?	Yes, more than 60% of the buildings
2. Do your institution have provision for walking aids, including wheelchairs and transportation from one building to another for handicapped students?	No
3. Do your institution buildings have specially designed toilets for handicapped students?	Not available



संहती कार्यसाधिका । शिलं परं भूषणम्

Shetkari Shikshan Prasarak Mandal's

KRISHNA MAHAVIDYALAYA, RETHARE BK.

Shivnagar, Tal. Karad, Dist. Satara, 415108 (M.S.) Ph. : 02164-266346, Fax : 02164- 266347

Email : kmr_sspm@yahoo.co.in

Website : www.krishnamahavidyalaya.com

NAAC "B+" Grade (CGPA 2.65)



Founder : **Hon. Jaywantrao Bhosale**

President : **Dr. Suresh Jaywantrao Bhosale**

Principal : **Dr. Salunkhe C. B.,** M.Sc; Ph.D.

Criterion 6- Governance, Leadership and Management

6.5 Internal Quality Assurance System

6.5.2 Quality assurance initiatives of the institution

Participation in Administration and Academic Audit (AA)



C. B. Salunkhe
Principal

Krishna Mahavidyalaya, Rethare Bk,
Tal. Karad : 415 108 (M.S)

Shetkari Shikshan Prasarak Mandal's

Krishna Mahavidyalaya, Rethare Bk.

Academic Administrative Inspection Committee Report

(2021-2022)

Committee Members:

- 1) Principal, Mr. Arvind M. Yelpale: Chairman.
- 2) Prof. Dr. Girish B. Kalyanshetti: Member.

The Member who interacted with the committee:

- 1) Principal: Dr. C.B. Salunkhe.
- 2) Management Representative: Shri. D. R. Patil.
- 3) IQAC Member: Dr. D. S. Dalavi.
- 4) Student Council: Mr. R. D. Zele.
- 5) Teaching Staff: Mr. C. Y. Chavan.
- 6) Non-Teaching Staff: Shri. B.B. Waydande.



**Report of the Academic Admisnistrative Inspection Committee
Year 2021-22**

College Name - Krishna Mahavidyalaya, Rethare Bk

Address :- Rethare Bk, Shivnagar, Tal-Karad, Dist-Satara 415108

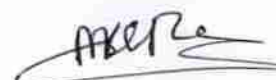
Criteria No	Name of Criteria	Total Marks	College Marks	Committee Marks	Remark
1	Institutional Management and Governance	60	60	60	
2	Infrastructure and Student Amenities	150	137	137	
3	Financial Management	40	37	37	
4	Standard of Academic Administration	40	40	40	
5	Academic Standards	250	193	193	
6	Student Ability Enhancement Programs	35	35	35	
7	Socio-Economic Criteria	25	25	25	
	Total :-	600	527	527	

	Percentage of Total Marks :-		87.83	87.83	
--	-------------------------------------	--	--------------	--------------	--

	Grade :-		A+	A+	
--	-----------------	--	-----------	-----------	--


Member

**Prof. Dr. Kalyanshetti G.B.
S.G.M. College, Karad**



**Chairman
(Dr. Yelapale A.M.)
Shahajiraje Mahavidyalaya, Khatav**



REPORT OF THE ACADEMIC ADMINISTRATIVE INSPECTION COMMITTEE

1. College Name: Krishna Mahavidyalaya RETHARE (BK)

Address: Rethare Bk, Shivanagar, Tal- KARAD, Dist : Satara-415 108

Year of Establishment: 1978

Telephone: STD Code: 2164266346

Government Approval No: NGC3578-XXV Education & youth 2nd June 1978

Date: 06-02-1978

Fax: 2164266346

E Mail ID: kmr168.cl@unishivaji.ac.in

Web Site: krishnamahavidyalaya.com

Type of Institute / College: CO-Education

Location: Rural

Status of University affiliation:

UGC 2F Approval: Yes

UGC 12B Approval: Yes

NAAC Accreditation year & Grade: NAAC Grade B+ 28-MAR-17 - 27-MAR-22

NBA Accreditation year & Grade: NBA 02-OCT-21 - 02-OCT-22

NIRF ranking: NIRF 02-OCT-21 - 02-OCT-22

Government approval status: Aided/Grantable

Name of the Principal of the College: Principal --- --- ---

2. Name Of Trust / Society

Names of Trust/Society: Shetakari Shikshan Prasarak Mandal,

Address: Rethare (Bk.), Post-Shivnagar-415108. Tal-Karad, Dist- Satara.

Year of establishment:

Telephone Std Code:

Fax

E mail ID:

Web site Address:



3. Name of Academic Administrative Committee Members

Sr. No.	Name of The Members	Designation	Address
1	Prof. Dr. Girish B. Kalyanshetti	Member	S.G.M. College, Karad. Tal. Karad Dist. Satara
2	Principal, Mr. Arvind M. Yelpale	Chairman	Shahajiraje Mahavidyalaya, Khatav. Tal. Khatav Dist. Satara

4. Member who interacted with the committee

Sr. No.	Type of Member	Member Name	Remark
1	Principal	Dr. C.B. Salunkhe	Principal
2	Management Representative	Shri. D. R. Patil	Management Representative
3	Internal Quality Assurance Cell	Dr. D. S. Dalavi	IQAC Coordinator
4	Student Council	Mr. R. D. Zele	Student Council
5	Teaching Staff	Mr. C. Y. Chavan	Teaching Staff
6	Non-Teaching Staff	Shri. B.B. Waydande	Non-Teaching Staff



Academic Administrative Inspection Report

Krishna Mahavidyalaya RETHARE (BK) ,RETHARE (BK)

Institutional Management and Governance

Sr.N	Criteria	Marks Allotted	Observation	Marks Obtained	Committee Marks
1	Vision /Mission & Goals ·√ Yes (1) Marks ·No (0) Marks	1	Yes	1	1
2	CDC formation as per University Act ·√ Yes (1) Marks ·No (0) Marks	1	Yes	1	1
3	Whether four meetings of CDC were conducted during last year? ·√ Yes (2) Marks ·No (0) Marks	2	Yes	2	2
4	Officers appointed for RTI issues ·√ Yes (1) Marks ·No (0) Marks	1	Yes	1	1
5	Anti- Ragging Committee and Squad meetings ·√ Yes (2) Marks ·No (0) Marks	2	Yes	2	2
6	Internal Complaints Committee meetings ·√ Yes (2) Marks ·No (0) Marks	2	Yes	2	2
7	Internal Quality Assurance Cell meetings (If Applicable) (Min. 4 meetings/year) • Number of resolutions passed • Number of resolutions accepted by the management Number of resolutions implemented ·√ Yes (16) Marks ·No (0) Marks	16	Yes	16	16
8	Whether the AQAR is sent regularly? (If Applicable) If Yes, details regarding submission of AQAR to NAAC ·√ Yes (20) Marks ·No (0) Marks	20	Yes	20	20
9	Standing Committee meetings ·√ Yes (1) Marks ·No (0) Marks	1	Yes	1	1
10	Grievance Redressal committee Meetings ·√ Yes (1) Marks ·No (0) Marks	1	Yes	1	1
11	Purchase committee Meetings ·√ Yes (1) Marks ·No (0) Marks	1	Yes	1	1
12	Student Council Meetings ·√ Yes (1) Marks ·No (0) Marks	1	Yes	1	1



13	Library Committee Meetings ·√ Yes (2) Marks ·No (0) Marks	2	Yes	2	2
14	Student Development and Welfare Meetings ·√ Yes (1) Marks ·No (0) Marks	1	Yes	1	1
15	Development fund Utilization Committee Meetings ·√ Yes (1) Marks ·No (0) Marks	1	Yes	1	1
16	Exam Committee Meetings ·√ Yes (2) Marks ·No (0) Marks	2	Yes	2	2
17	Whether Citizen's charter displayed ·√ Yes (2) Marks ·No (0) Marks	2	Yes	2	2
18	Membership of Teachers in University Authority/Body (as Senate, M.C., A.C., Faculty, BOS etc.) ·√ Yes (3) Marks ·No (0) Marks	3	Yes	3	3

Grade :-

81% and Above = A+

71% to 80% = A

61% to 70% = B

51% to 60% = C

50% and Below = D

	College Marks	Committee Mark
Total Marks :-	60.00	60.00
Obtained Marks :-	60.00	60.00
Percentage Of marks :-	100.00%	100.00
Grade :-	A+	A+

lax
Prof. Dr. G.B
Kalyanebhatt



Arvind M. Yelpale

Chairman

Principal, Mr. Arvind M. Yelpale

Arvind M. Yelpale
Principal
Krishna Mahavidyalaya, Rahare Bk
Tal. Karad · 415 108 (MS)



Infrastructure and Student Amenities

Sr.N	Criteria	Marks Allotted	Observation	Marks Obtained	Committee Marks
1	Undisputed ownership and possession of land (As per norms) Urban (03 Acres) ·√ Yes (3) Marks ·No (0) Marks	3	Yes	3	3
2	Undisputed ownership and possession of land (As per norms) Rural (05 Acres) ·√ Yes (3) Marks ·No (0) Marks	3	Yes	3	3
3	College Building ·√ Own (3) Marks ·Rental (0) Marks ·RCC (Fully / Partial) (3) Marks ·Temporary (0) Marks	3	Yes	3	3
4	Built up area as per Apex Body Norms ·√ As per norms (3) Marks ·75% of Norms (2) Marks ·less than 75% of Norms (1) Marks	3	Yes	3	3
5	Adequate well-furnished class rooms as per programs introduced Required No. ----- Available No.----- ·√ 100% (3) Marks ·Above 80% (2) Marks	3	Yes	3	3
6	Daily Library usage by students ·More than 50% (2) Marks ·√ Above 25% (1) Marks	2	Yes	1	1
Library Facilities : (Max. 45 marks)					
1	Separate Library Building/ Section ·√ Yes (4) Marks ·No (0) Marks	4	Yes	4	4
2	Common Reading Room ·√ Yes (1) Marks ·No (0) Marks	1	Yes	1	1
3	Staff Reading Room ·√ Yes (1) Marks ·No (0) Marks	1	Yes	1	1
4	Reprographic facilities (Xerox) ·√ Yes (1) Marks ·No (0) Marks	1	Yes	1	1
5	Student visit register ·√ Yes (1) Marks ·No (0) Marks	1	Yes	1	1
6	Suggestion box ·√ Yes (1) Marks ·No (0) Marks	1	Yes	1	1
7	Teaching staff visit register ·√ Yes (1) Marks ·No (0) Marks	1	Yes	1	1



8	Functional MoU / LoU ·√ Yes (1) Marks ·No (0) Marks	1	Yes	1	1
9	Physical verification of stock ·√ Yes (3) Marks ·No (0) Marks	3	Yes	3	3
10	E-data bases ·√ Yes (1) Marks ·No (0) Marks	1	Yes	1	1
11	CD'S, DVD'S ·√ Yes (1) Marks ·No (0) Marks	1	Yes	1	1
12	Internet browsing register ·√ Yes (1) Marks ·No (0) Marks	1	Yes	1	1
13	Book issue register ·√ Yes (1) Marks ·No (0) Marks	1	Yes	1	1
14	Book Bank facility ·√ Yes (1) Marks ·No (0) Marks	1	Yes	1	1
15	Accession Register ·√ Yes (1) Marks ·No (0) Marks	1	Yes	1	1
Library Automation :					
1	OPAC ·√ Yes (1) Marks ·No (0) Marks	1	Yes	1	1
2	N-List ·√ Yes (1) Marks ·No (0) Marks	1	Yes	1	1
3	Digital library facility ·√ Yes (1) Marks ·No (0) Marks	1	Yes	1	1
4	Internet facility for staff ·√ Yes (1) Marks ·No (0) Marks	1	Yes	1	1
5	Internet facility for student ·√ Yes (1) Marks ·No (0) Marks	1	Yes	1	1
Details of Library Books/ Journals/News Papers					
1	Total no. of Volumes (As per the norms of the apex body) ·√ 100% (5) Marks ·50% to 99% (3) Marks ·Below 50 % (2) Marks	5	Yes	5	5
2	No. of Titles Available (As per the norms of the apex body) ·√ 100% (5) Marks ·50% to 99% (3) Marks ·Below 50 % (2) Marks	5	Yes	5	5
3	Yearly Publication of College Magazine ·Yes (1) Marks ·No (0) Marks	1	No	0	0



4	No. of news paper ·√ 10 and above (3) Marks ·5 to 9 (2) Marks ·Below 5 (1) Marks	3	Yes	3	3
5	Allocation of Funds and It's Utilization ·Above Rs.1 Lac (5) Marks ·√ Rs.50000 to 1 Lac (3) Marks ·Below Rs.50000 (1) Marks	5	Yes	3	3
6	Principal Cabin with restroom ·√ Yes (3) Marks ·No (0) Marks	3	Yes	3	3
7	Examination Room ·√ Yes (2) Marks ·No (0) Marks	2	Yes	2	2
8	Girls Common Room ·√ Yes (2) Marks ·No (0) Marks	2	Yes	2	2
9	Boys Common Room ·√ Yes (2) Marks ·No (0) Marks	2	Yes	2	2
10	Well Furnished Staff Room ·√ Yes (2) Marks ·No (0) Marks	2	Yes	2	2
11	Store room ·√ Yes (2) Marks ·No (0) Marks	2	Yes	2	2
12	Separate Seminar Hall ·√ Yes (2) Marks ·No (0) Marks	2	Yes	2	2
13	Auditorium ·Yes (2) Marks ·No (0) Marks	2	No	0	0
14	Girls Hostel (if applicable) ·√ Yes (2) Marks ·No (0) Marks	2	Yes	2	2
15	Boys Hostel (if applicable) ·Yes (2) Marks ·No (0) Marks	2	No	0	0
16	Toilets for girls with Vending Machine & Incinerator ·√ Yes (2) Marks ·No (0) Marks	2	Yes	2	2
17	Adequate number of Toilets for boys ·√ Yes (1) Marks ·No (0) Marks	1	Yes	1	1
18	Adequate number of Toilets for staff ·√ Yes (1) Marks ·No (0) Marks	1	Yes	1	1
19	Indoor-Outdoor game facility ·√ Yes (2) Marks ·No (0) Marks	2	Yes	2	2
20	Play ground Own ·√ Yes (5) Marks ·No (0) Marks	5	Yes	5	5



21	Play ground Rented -√ Yes (3) Marks -No (0) Marks	3	Yes	3	3
22	Special facility for Divyang Students -√ Yes (2) Marks -No (0) Marks	2	Yes	2	2
23	Pure Drinking water facility -√ Yes (2) Marks -No (0) Marks	2	Yes	2	2
24	Canteen -Yes (2) Marks -No (0) Marks	2	No	0	0
25	Health facility with first aid -Yes (1) Marks -No (0) Marks	1	No	0	0
26	Career Guidance cell -√ Yes (2) Marks -No (0) Marks	2	Yes	2	2
27	Placement cell -√ Yes (1) Marks -No (0) Marks	1	Yes	1	1
28	NSS room -√ Yes (1) Marks -No (0) Marks	1	Yes	1	1
29	NCC room (if applicable) -√ Yes (1) Marks -No (0) Marks	1	Yes	1	1
30	Separate Administrative Office -√ Yes (2) Marks -No (0) Marks	2	Yes	2	2
31	Backup facility Inverter/ UPS -√ Yes (1) Marks -No (0) Marks	1	Yes	1	1
32	Backup facility Generator -√ Yes (2) Marks -No (0) Marks	2	Yes	2	2
33	Solar Energy Unit -Yes (2) Marks -No (0) Marks	2	No	0	0
34	Rain Water Harvesting Provision -√ Yes (2) Marks -No (0) Marks	2	Yes	2	2
35	Waste Water Management -√ Yes (1) Marks -No (0) Marks	1	Yes	1	1
36	Adequate No. of Fire Extinguishers/ System -√ Yes (2) Marks -No (0) Marks	2	Yes	2	2
Computer Facilities: (Max 30 marks)					
1	No of Computers (As per norms)	5	Yes	5	5
2	Relevant legal software	10	Yes	10	10
3	Internet/WIFI Facility	5	Yes	5	5



4	LCD Projector ✓ In all Class Rooms (10) Marks ·Up to 50% Class Rooms (5) Marks	10	Yes	10	10
---	--	----	-----	----	----

Grade :-

81% and Above = A+

71% to 80% = A

61% to 70% = B

51% to 60% = C

50% and Below = D

	College Marks	Committee Mark
Total Marks :-	150.00	150.00
Obtained Marks :-	137.00	137.00
Percentage Of marks :-	91.33%	91.33 %
Grade :-	A+	A+

G.B
Prof. Dr. G.B
Korhyandeth
AKR

Chairman
Principal, Mr. Arvind M. Yelpale



Arvind M. Yelpale
Principal
Krishna Mahavidyalaya, Rethare Bk
Tal. Karad - 415 108 (MS)



Financial Management

Sr.N	Criteria	Marks Allotted	Observation	Marks Obtained	Committee Marks
1	Last Year Budget ·√ Yes (3) Marks ·No (0) Marks	3	Yes	3	3
2	Audit Report of last 3 years ·√ Yes (5) Marks ·No (0) Marks	5	Yes	5	5
3	Compliance of Audit Report ·√ Above 90 % (2) Marks ·Below 90% (0) Marks	2	Yes	2	2
4	Cash Book and Ledger ·√ Yes (2) Marks ·No (0) Marks	2	Yes	2	2
5	Scholarship records ·√ Yes (2) Marks ·No (0) Marks	2	Yes	2	2
6	Student fee register ·√ Yes (2) Marks ·No (0) Marks	2	Yes	2	2
7	Dead Stock Register ·√ Yes (2) Marks ·No (0) Marks	2	Yes	2	2
8	Utilization of student aid fund (if applicable) ·√ Yes (2) Marks ·No (0) Marks	2	Yes	2	2
9	Utilization of Development fund ·√ Yes (2) Marks ·No (0) Marks	2	Yes	2	2
10	Funds from different bodies /sources (Give details of last three years, minimum one project/year) ·√ Yes (6) Marks ·No (0) Marks	6	Yes	6	6
11	Generation of funds through self- financing courses ·√ Yes (2) Marks ·No (0) Marks	2	Yes	2	2
12	Generation of funds through Consultancy services, minimum one per year (if applicable) ·Yes (3) Marks ·No (0) Marks	3	No	0	0
13	Does your college pay affiliation fees to the university regularly? (attach photo copies of last three (03) years receipts) ·√ Yes (3) Marks ·No (0) Marks	3	Yes	3	3
14	Salary and Non Salary Register as per Apex body norms. ·√ Yes (2) Marks ·No (0) Marks	2	Yes	2	2
15	Register of PPF, Gratuity, DCPS, GPF ·√ Yes (1) Marks ·No (0) Marks	1	Yes	1	1



16	Income Tax Record ✓ Yes (1) Marks No (0) Marks	1	Yes	1	1
----	--	---	-----	---	---

Grade :-

81% and Above = A+

71% to 80% = A

61% to 70% = B

51% to 60% = C

50% and Below = D

	College Marks	Committee Mark
Total Marks :-	40.00	40.00
Obtained Marks :-	37.00	37.00
Percentage Of marks :-	92.50%	92.50 %
Grade :-	A+	A+

Prof. Dr. G.B. Karyanaleth



Arvind M. Yelpe

Chairman

Principal Mr. Arvind M. Yelpe

Principal

Principal
Kalyan Mahavidyalaya, Rethare BK
Tal. Karad - 415 108 (MS)



Standards of Academic Administration

Sr.N	Criteria	Marks Allotted	Observation	Marks Obtained	Committee Marks
1	Academic calendar ·√ Yes (1) Marks ·No (0) Marks	1	Yes	1	1
2	Division of work ·√ Yes (1) Marks ·No (0) Marks	1	Yes	1	1
3	Office Automation ·√ Yes (2) Marks ·No (0) Marks	2	Yes	2	2
4	Appointment orders given to all teaching and Non Teaching staff (Attach all copies) ·√ Yes (2) Marks ·No (0) Marks	2	Yes	2	2
5	Confirmation orders issued to Teaching and Non Teaching Staff. (Attach all copies) ·√ Yes (2) Marks ·No (0) Marks	2	Yes	2	2
6	Updated Service books in duplicate. ·√ Yes (2) Marks ·No (0) Marks	2	Yes	2	2
7	Collection of fees as per Fee Regulatory Authority/Body ·√ Yes (2) Marks ·No (0) Marks	2	Yes	2	2
8	Teachers relieved for Career Advancement (RC/OC/ST etc.) ·√ Yes (10) Marks ·No (0) Marks	10	Yes	10	10
9	CAS benefits are given to teachers in stipulated time ·√ Yes (10) Marks ·No (0) Marks	10	Yes	10	10
10	Grievance Cell Teaching and Non-Teaching Staff ·√ Yes (2) Marks ·No (0) Marks	2	Yes	2	2
11	Grievance Cell Students ·√ Yes (2) Marks ·No (0) Marks	2	Yes	2	2
12	Seniority list of Teaching and Non Teaching staff is maintained & Updated ·√ Yes (4) Marks ·No (0) Marks	4	Yes	4	4

Grade :-

- 81% and Above = A+
71% to 80% = A
61% to 70% = B
51% to 60% = C
50% and Below = D

Prof. Dvi GB Kulkarni
Chairman

Principal, Mr. Arvind M. Yelpe



Total Marks :-

Obtained Marks :-

Percentage Of marks :-

Grade :-

College Marks

40.00

40.00

100.00%

A+

Committee Mark

40.00

40.00

100%

A+

Principal

Krishna Mahavidyalaya, Retnare B.K.
Tal. Karad - 415 108 (MS)

Student Ability Enhancement Programs

Sr.N	Criteria	Marks Allotted	Observation	Marks Obtained	Committee Marks
1	Attitude/ Communication/ Leadership/ Value addition/ Value Education/ Ethics building programs organized	5	Yes	5	5
2	Analytical/ Critical Thinking Skill Development Programs organized (if applicable)	5	Yes	5	5
3	Innovation and incubation , Start-up related programs organized (if applicable)	5	Yes	5	5
4	Life Skill programs like Yoga/Meditation/ Stress Management / Fine Arts/Physical Fitness/Health and Hygiene organized	5	Yes	5	5
5	Entrepreneurship Development programs organized	5	Yes	5	5
6	Programs on Gender/Transgender Sensitization organized	5	Yes	5	5
7	Programs related to Competitive Examinations organized	5	Yes	5	5

Grade :-

81% and Above = A+

71% to 80% = A

61% to 70% = B

51% to 60% = C

50% and Below = D

	College Marks	Committee Mark
Total Marks :-	35.00	35.00
Obtained Marks :-	35.00	35.00
Percentage Of marks :-	100.00%	100.00%
Grade :-	A+	A+

[Signature]

Prof. Dr G.B
Kalyaneshth

[Signature]

Chairman

Principal Mr. Arvind M. Yelpale



[Signature]

Principal
K. J. Somaiya Mahavidyalaya, Retihare Bk
Tal. Karad - 415 108 (M.S.)



Principal
K. J. Somaiya Mahavidyalaya, Retihare Bk
Tal. Karad - 415 108 (M.S.)

Socio-Economic Criteria

Sr.N	Criteria	Marks Allotted	Observation	Marks Obtained	Committee Marks
1	Formation of alumni association ·√ Registered (4) Marks ·Unregistered (2) Marks	4	Yes	4	4
2	Alumni meet once in a Year ·√ Yes (2) Marks ·No (0) Marks	2	Yes	2	2
3	Contribution of Alumni in development of college ·√ Multiple activities (4) Marks ·Single activity (2) Marks	4	Yes	4	4
4	No. of Functional MOUs with Industry, Government, NGO or any other organization ·√ More than 2 (5) Marks ·Less than 1 (2) Marks ·Nil (0) Marks	5	Yes	5	5
5	College organized blood donation/ healthcare camps during last 3 years ·√ 2 or more (2) Marks ·1 (1) Marks	2	Yes	2	2
6	No. of programs organized for environmental awareness ·√ 3 (4) Marks ·2 (2) Marks ·1 (1) Marks	4	Yes	4	4
7	Contribution of faculty/Institution to Social Activity ·√ More than 2 (4) Marks ·1 to 2 (2) Marks ·None (0) Marks	4	Yes	4	4

Grade :-

81% and Above = A+

71% to 80% = A

61% to 70% = B

51% to 60% = C

50% and Below = D



Percentage Of marks :-

Grade :-

College Marks

Committee Mark

Total Marks :-

25.00

25.00

Obtained Marks :-

25.00

25.00

100.00%

100.00%

A+

A+

Prof. Dr. G.B. Kulkarni
Chairman
Principal, Mr. Arvind M. Yelpute



Arvind M. Yelpute
Principal
Krishna Mahavidyalaya, Rathare Rd
Tal. Karad · 415 108 (MS)

Academic Standards

Sr.N	Criteria	Marks Allotted	Observation	Marks Obtained	Committee Marks
	Accreditation (Max. 15 marks)				
1	<p>1. Accreditation by NAAC with CGPA (if . Reaccredited ·Above 3.5 10 Marks ·Between 3.0 - 3.5 7 Marks ·Below 3.0 5 Marks Accredited ·Above 3.5 10 Marks ·Between 3.0 - 3.5 7 Marks ·Below 3.0 5 Marks Provisional -- Not applied 0</p> <p>2. Accreditation by NBA (if eligible) · Reaccredited 10 Marks · Accredited 5 Marks · Not applied 0 Marks</p> <p>3. NIRF Ranking · NIRF Ranked 5 Marks · Applied 2 Marks · Not Applied 0 Marks</p> <p>4. ISO Certification (if applicable) · Yes/ No 3/0 Marks</p>	15	Yes	7	7
	Human Resource (Max. 50 marks)				
1	Principal ·√ Regular (5) Marks ·In-charge (Approved) (2) Marks	5	Yes	5	5
2	Physical Director (if applicable) ·√ Regular (5) Marks ·Temporary (Approved) (2) Marks	5	Yes	5	5
3	Librarian ·√ Regular (6) Marks ·Temporary (Approved) (3) Marks	6	Yes	6	6
4	Number of Approved Teachers ·100% (10) Marks ·80%-99% (7) Marks ·√ 60-79% (5) Marks ·Below 60% (0) Marks	10	Yes	5	5
5	Registrar/ Office Superintendent ·√ Yes (4) Marks ·No (0) Marks	4	Yes	4	4
6	Number of Non-teaching Staff (As per the Applicable Staffing Pattern) No. of Posts – Available – ·100% (10) Marks ·80%-99% (7) Marks ·60-79% (5) Marks ·Below 60% (0) Marks	10	No	0	0



7	Percentage of Teachers with Ph.D. qualification <ul style="list-style-type: none"> ·√ Above 40% (10) Marks ·30%-40% (5) Marks ·20-30% (3) Marks ·up to 20% (2) Marks ·Nil (0) Marks 	10	Yes	10	10
e-Learning Resources (Max. 30 marks)					
1	e-Resources development (MOOCS/MOODLE/ARPIT/YouTube/Podcast/e-Text etc.) <ul style="list-style-type: none"> ·√ 100% Faculty (10) Marks ·75% to 99% Faculty (7) Marks ·50% to 74% Faculty (5) Marks ·below 50% Faculty (0) Marks 	10	Yes	10	10
2	Faculty using self Developed/readymade PPT/Flash Presentation as a teaching aid <ul style="list-style-type: none"> ·√ More than 50% (10) Marks ·25 to 50% (7) Marks ·Less than 25 % (5) Marks 	10	Yes	10	10
3	Smart Class Rooms <ul style="list-style-type: none"> ·Above 2 (10) Marks ·√ Below 2 (5) Marks 	10	Yes	5	5
Curricular Coverage (Max. 20 marks)					
1	Teaching plan <ul style="list-style-type: none"> ·√ Yes (5) Marks ·No (0) Marks 	5	Yes	5	5
2	Industry / Study tours <ul style="list-style-type: none"> ·√ Yes (5) Marks ·No (0) Marks 	5	Yes	5	5
3	Student Feedback <ul style="list-style-type: none"> ·√ Yes (5) Marks ·No (0) Marks 	5	Yes	5	5
4	Conduction of Internal Examinations <ul style="list-style-type: none"> ·√ Yes (5) Marks ·No (0) Marks 	5	Yes	5	5
Faculty and Student Development (Max. 65marks)					
1	No. of Research papers published in international / national journals per Faculty.(Last 3 years) <ul style="list-style-type: none"> ·√ 6 and above (20) Marks ·4 to 5 (10) Marks ·2 to 3 (6) Marks 	20	Yes	20	20
2	No. of papers presented in symposium / workshop / conference / seminar in last 3 years, per faculty(Last 3 years) <ul style="list-style-type: none"> ·√ 3 and above (5) Marks ·2 (3) Marks ·1 (1) Marks 	5	Yes	5	5
3	Books published with / without ISBN in last 3 years <ul style="list-style-type: none"> ·√ 3 or more (10) Marks ·1 to 2 (5) Marks 	10	Yes	10	10
4	Faculty contribution as resource person at QIP / Symposium/ Workshop/ Conference / Seminar in last 3 years <ul style="list-style-type: none"> ·√ International (5) Marks ·National (3) Marks ·State/University (2) Marks 	5	Yes	5	5



5	No. of QIP/ Symposium/ Workshop/ Conference/ Seminar organized by College at International/ National/ State/ University level in last 3 years <ul style="list-style-type: none"> ·√ More than 09 (10) Marks ·6 – 9 (5) Marks ·1 – 5 (3) Marks ·Nil (0) Marks 	10	Yes	10	10
6	Awards received by Teachers <ul style="list-style-type: none"> ·√ National (10) Marks ·State/ University (5) Marks ·Other (3) Marks 	10	Yes	10	10
7	Guest/ Expert lectures organized during last 3 years <ul style="list-style-type: none"> ·More than 12 (5) Marks ·8 to 11 (4) Marks ·√ 4 to 7 (3) Marks ·Less than 4 (2) Marks 	5	Yes	3	3
Result and placements and entrepreneurship (Max. 60 marks)					
1	No. of students in University merit list in final year in last three years <ul style="list-style-type: none"> ·√ More than 3 (4) Marks ·2 (2) Marks ·1 (1) Marks ·Nil (0) Marks 	4	Yes	4	4
2	On/Off Campus Placement of students during last three years <ul style="list-style-type: none"> ·Above 20% (10) Marks ·15% - 20% (7) Marks ·√ Below 15% (3) Marks 	10	Yes	3	3
3	Students going for higher education during last 3 years <ul style="list-style-type: none"> ·√ Above 20% (3) Marks ·15% - 20% (2) Marks ·Below 15% (1) Marks 	3	Yes	3	3
4	Student entrepreneurs in last 3 years <ul style="list-style-type: none"> ·√ Above 2% (3) Marks ·1% - 2% (2) Marks ·Below 1% (1) Marks 	3	Yes	3	3
5	Recognized Guides for Ph.D. (of total number of permanent staff) <ul style="list-style-type: none"> ·√ More than 40% (4) Marks ·30-40% (3) Marks ·10-30% (2) Marks ·Nil (0) Marks 	4	Yes	4	4
6	Awards and recognition received for extension activities during last three years to the college <ul style="list-style-type: none"> ·Yes (2) Marks ·No (0) Marks 	2	No	0	0
7	Awards and recognition received for extension activities during last three years to the Faculty <ul style="list-style-type: none"> ·√ Yes (2) Marks ·No (0) Marks 	2	Yes	2	2
8	Awards and recognition received for extension activities during last three years to the Students <ul style="list-style-type: none"> ·√ Yes (2) Marks ·No (0) Marks 	2	Yes	2	2



9	Sports Achievement by students (Max 10 marks) (if applicable) · √ International (10) Marks · National (8) Marks · Inter University (6) Marks · University (4) Marks	10	Yes	10	10
10	Cultural Achievement by students (Max 10 marks) · International (10) Marks · National (8) Marks · √ Inter University (6) Marks · University (4) Marks	10	Yes	6	6
11	NSS/ NCC Participation of students (if applicable) · National (10) Marks · √ State (6) Marks · University (4) Marks	10	Yes	6	6
Extracurricular Activities (Max. 10 marks)					
1	Organization of zonal / Inter-zonal sports competitions during last 3 years (if applicable) · Yes (3) Marks · No (0) Marks	3	No	0	0
2	Organization of University level Quiz / Elocution etc. competition in last 3 years (if applicable) · Yes (2) Marks · No (0) Marks	2	No	0	0
3	Organization of University level youth festival during last 3 years (if applicable) · Central (5) Marks · District (3) Marks	5	No	0	0

Grade :-

81% and Above = A+
71% to 80% = A
61% to 70% = B
51% to 60% = C
50% and Below = D

	College Marks	Committee Mark
Total Marks :-	250.00	250.00
Obtained Marks :-	193.00	193.00
Percentage Of marks :-	77.20%	77.20%
Grade :-	A	A

()
Member

Prof. Dr. Girish B. Kalyanshetti

()
Chairman

Principal, Mr. Arvind M. Yelpale



()
Principal
K. J. Somaiya Mahavidyalaya, Rethare Bk
Tal. Karad : 415 108 (MS)



Shetkari Shikshan Prasarak Mandal's
Krishna Mahavidyalaya, Rethare Bk
ACADEMIC AUDIT REPORT
(2020-2021)

Committee Members:

- 1) Prin. Dr. R. R. Kumbhar: Chairman
- 2) Dr. R. B. Patil: Member.

The member who interacted with the committee:

- 1) Principal: Dr. C. B. Salunkhe
- 2) Management Representative: Shri. D. R. Patil
- 3) IQAC Member: Dr. D. S. Dalavi
- 4) Student Council: Kum. S. S. Mandale.
- 5) Teaching Staff: Dr. P. D. Bhakre.
- 6) Non-Teaching Staff: Shri. B. B. Waydande.

REPORT OF THE ACADEMIC AUDIT COMMITTEE

Final Report with
signature.



1. College Name: Krishna Mahavidyalaya RETHARE (BK)

Address: Rethare Bk, Shivanagar, Tal- KARAD, Dist : Satara-415 108

Year of Establishment: 1978

Telephone: STD Code: 2164266346

Government Approval No: NGC3578-XXV Education & youth 2nd June 1978

Date: 06-02-1978

Fax: 2164266346

E Mail ID: kmr_sspm@yahoo.co.in

Web Site: krishnamahavidyalaya.com

Type of Institute / College: CO-Education

Location: Rural

Status of University affiliation:

UGC 2F Approval: Yes

UGC 12B Approval: Yes

NAAC Accreditation year & Grade: NACC Grade B+ 28-MAR-17 - 27-MAR-22

NBA Accreditation year & Grade: NBA 02-OCT-21 - 02-OCT-22

NIRF ranking: NIRF 02-OCT-21 - 02-OCT-22

Government approval status: Aided/Grantable

Name of the Principal of the College: Principal --- --- ---

Name Of Trust / Society

Names of Trust/Society: Shetakari Shikshan Prasarak Mandal,

Address Rethare (Bk.), Post-Shivnagar-415108. Tal-Karad, Dist- Satara.

Year of establishment:

Telephone Std Code:

Fax

E mail ID:

Web site Address:



3. Name Of Academic Audit Committee Members

Sr.No.	Name Of The Members	Designation	Address
1	Dr.R.B.Patil	Member	Shri.Yashwantrao Patil Science Mahavidyalaya, Tal - Radhanagari, Dist - Kolhapur
2	Principal, Dr. R.R.Kumbhar	Chairman	Vivekanand College, Kolhapur

4. Member who interacted with the committee

Sr.No.	Type of Member	Member Name	Remark
1	Principal	Dr.C.B.Salunkhe	Principal
2	Management Representative	Shri.D.R.Patil.	Management Representative
3	IQAC Member	Dr.D.S.Dalavi	IQAC Member
4	Student Council	Kumari. Mandale S.S	Student Council
5	Teaching Staff	Dr.P.D.Bhakare	Teaching Staff
6	Non-Teaching Staff	Shri.B.B.Waydande	Non-Teaching Staff



Details of programs offered by the College (Give data for Current Academic Year)

S.N	Program Level	Name of the Program / Course	Part	Duration	Entry Qualification	Medium of Instruction	Approval Type	Sanctioned /approved student strength	No. of students admitted	Govt. approval letter for college
1	Bachelor Degree	BACHELOR OF ARTS	1	3		Marathi	Aided/Grant able	120	90	5852
2	Bachelor Degree	BACHELOR OF ARTS	2	3		Marathi	Aided/Grant able	120	60	5854
3	Bachelor Degree	BACHELOR OF ARTS	3	3		Marathi	Aided/Grant able	120	0	5856
4	Bachelor Degree	BACHELOR OF COMMERCE	3	3		Marathi	Unaided/No n-Grantable	120	34	5850
5	Bachelor Degree	BACHELOR OF COMMERCE	1	3		Marathi	Unaided/No n-Grantable	120	54	5846
6	Bachelor Degree	BACHELOR OF COMMERCE	2	3		Marathi	Unaided/No n-Grantable	120	46	5848
7	Bachelor Degree	BACHELOR OF SCIENCE	1	3		English	Aided/Grant able	120	60	5824
8	Bachelor Degree	BACHELOR OF SCIENCE	2	3		English	Aided/Grant able	120	45	5826
9	Bachelor Degree	BACHELOR OF SCIENCE	3	3		English	Aided/Grant able	120	0	5844

Does the College offer Self-Financed Program	No	0
New programs introduced in the college during the years, if any	No	0



List the Academic departments

Faculty / Branches	Name of the Department	UG	PG	Research
Science and Technology	Physics	Yes	No	No
Science and Technology	Chemistry	Yes	No	No
Science and Technology	Botany	Yes	No	Yes
Science and Technology	Zoology	Yes	No	No
Science and Technology	Mathematics	Yes	No	No
Science and Technology	Statistics	Yes	No	No
Commerce and Management	Department of Commerce	Yes	No	No
Humanities	English	Yes	No	No
Humanities	Marathi	Yes	No	No
Humanities	Hindi	Yes	Yes	No
Humanities	History	Yes	No	No
Humanities	Geography	Yes	No	No
Humanities	Economics	Yes	No	No
Humanities	Physical Education	Yes	No	No
Science and Technology	Electronics	Yes	No	No
Science and Technology	English	Yes	No	No



Furnish the number of the students admitted to the college during the last Five academic years.
(Including Grantable & Non Grantable)

Categories	UG														
	Year 1			Year 2			Year 3			Year 4			Year 5		
	M	F	Trans	M	F	Trans	M	F	Trans	M	F	Trans	M	F	Trans
GEN/OPEN				283	184	0	244	147	0	206	127	0	182	125	0
SC				39	32	0	42	19	0	59	21	0	48	19	0
ST				0	0	0	0	2	0	0	0	0	0	1	0
OBC				41	27	0	38	30	0	36	17	0	21	17	0
VJ(A)				32	16	0	32	26	0	29	25	0	29	18	0
NT(B)				18	14	0	16	24	0	23	15	0	13	11	0
NT(C)				11	6	0	14	9	0	18	5	0	18	4	0
NT(D)				6	4	0	0	3	0	0	0	0	0	0	0
SBC				1	3	0	0	0	0	4	3	0	1	2	0
SEBC				0	0	0	11	9	0	35	21	0	0	0	0
EWS				0	0	0	2	0	0	1	0	0	0	0	0
TOTAL				431	286	0	399	269	0	411	234	0	312	197	0

Furnish the number of the students admitted to the college during the last Five academic years.
(Including Grantable & Non Grantable)



Categories	PG														
	Year 1			Year 2			Year 3			Year 4			Year 5		
	M	F	Trans	M	F	Trans	M	F	Trans	M	F	Trans	M	F	Trans
GEN/OPEN				2	2	0	0	1	0	0	0	0	0	0	0
SC				0	0	0	0	1	0	0	0	0	0	0	0
ST				0	0	0	0	0	0	0	0	0	0	0	0
OBC				0	0	0	0	0	0	0	0	0	0	0	0
VJ(A)				0	0	0	0	0	0	0	0	0	0	0	0
NT(B)				0	0	0	0	0	0	0	0	0	0	0	0
NT(C)				0	0	0	0	0	0	0	0	0	0	0	0
NT(D)				0	0	0	0	0	0	0	0	0	0	0	0
SBC				0	0	0	0	0	0	0	0	0	0	0	0
SEBC				0	0	0	0	0	0	0	0	0	0	0	0
EWS				0	0	0	0	0	0	0	0	0	0	0	0
TOTAL				2	2	0	0	2	0	0	0	0	0	0	0

Details on Students Enrollment in the College during the Current Academic Year

Type of Students	UG	PG	M.Phil	Ph.D.	Total Students
Students from the same state where the college is located	510	0			0
Students from other state of india	0	0			0
Foreign Students	0	0			0

Course wise Faculty Information

Sr. No	Name of Faculty Member	Designation	Subject	Cast Category	Date of First Appointment	University Approval Letter No
1						



Research Information

1	No.of M.Phil and Ph.D Faculty Member.	M.Phil	6
		Ph.D	12
2	No.of Students Completed M.Phil/Ph.D under the guidance of faculty Members in College/Department in last one year	M.Phil	0
		Ph.D	01
3	Information Regarding Research Papers Presented on University/State/National/International level in last	National	03
		International	04
	Information Regarding Research Papers Published	National	04
		International	22
4	No.of Major/Minor research Projects in last one Academic Year	In Progress	00
		Completed	00

Academic Audit Committee Report
Krishna Mahavidyalaya RETHARE (BK) ,RETHARE (BK)



Infrastructure Information

Sr.N	Criteria	Marks Allotted	Observation	Marks Obtained	Committee Marks
Class rooms					
1	Adequate well furnished class rooms as per University/Apex body norms ·Required No 18 ·Available No 18 ·√ Adequate (10) Marks ·Less than Adequate (5) Marks ·Not Adequate (0) Marks	10	Yes	10	10
2	Virtual Classroomwith utilization ·√ If Yes (2) Marks ·No (0) Marks	2	Yes	2	2
3	Number of classrooms with ICT Facilities ·√ Above 50% facilities (5) Marks ·More than 25% facilities (3) Marks ·More than 10 % (2) Marks	5	Yes	5	5
Laboratories					
1	No. and Size of Laboratories as per University Norms/Apex body ·Required No 11 ·Available No 11 ·√ Adequate (5) Marks ·Less than Adequate (3) Marks ·Not Adequate (0) Marks	5	Yes	5	5
2	Laboratory equipmentsavailable as per University /Apex body norms ·√ Adequate (5) Marks ·Less than Adequate (3) Marks ·Not Adequate (0) Marks	5	Yes	5	5
3	Computers availableas per University/Apex body Norms ·√ Adequate (5) Marks ·Less than Adequate (3) Marks ·Not Adequate (0) Marks	5	Yes	5	5
Library					
1	Books in the library (1:5 Students: Books) (For Professional Course, as decided by the apex bodies) ·√ A) Reference Text Books (3) Marks ·B) Periodicals (1) Marks ·C) News papers (1) Marks	5	Yes	3	3
2	Journals ·√ i. International (Two each) (2) Marks ·ii. National (Two each) (2) Marks ·iii. E journals (Two each) (1) Marks	5	Yes	2	2



3	Digital Library Facilities: (E Journals /CD's/ DVD's/ Infinite/ Delnet etc.) ·√ <input type="checkbox"/> Adequate (5) Marks · <input type="checkbox"/> Sufficient (3) Marks · <input type="checkbox"/> Insufficient (0) Marks	5	Yes	5	5
4	- ·√ Internet Facility provided to staff & utilization (2) Marks	2	Yes	2	2
5	- ·√ Internet Facility for student with time table & utilization (2) Marks	2	Yes	2	2
6	- ·√ Book Bank Facility (2) Marks	2	Yes	2	2
7	Library is automated ·√ Fully automated (5) Marks ·Partially automated (3) Marks	5	Yes	5	5
8	Reading Room ·√ A) Student (3) Marks ·√ B) Faculty (1) Marks	4	Yes	4	4
9	Budget allocated for purchase of books and journals during the year ·√ A) 2% or more than 2% of total budget excluding salary (3) Marks ·B) Up to 2% of total budget excluding salary (1) Marks	3	Yes	3	1
Faculty					
1	No. of required Teaching Faculty ·A. 100% Appointment- (14) Marks ·√ B. 76% to 99% Appointment- (10) Marks ·C. 51% to 75% Appointment (8) Marks ·D. Below 50% Appointment- (0) Marks	14	Yes	10	10
2	- ·Faculties deputed / sponsored for the improvement of academic qualification during last year. (3) Marks	3	No	0	0
Sports					
1	Gymkhana (with All Facilities) ·√ A) Separate Room – (2) Marks ·√ B) Indoor - (2) Marks ·√ C) Outdoor (2) Marks	6	Yes	6	6
2	Well Equipped Playground ·√ A) Own - (4) Marks ·B) Rented - (2) Marks ·C) On contract basis (1) Marks	4	Yes	4	0
Curricular and extracurricular activities					
1	- ·√ 1. Separate room for N.S.S. (2) Marks ·√ 2. Separate room for N.C.C (2) Marks	4	Yes	4	4
2	Facilities for extracurricular & Cultural ·√ Activities (4) Marks ·Adequate (3) Marks ·Sufficient (2) Marks	4	Yes	4	4

Laboratory and Laboratory equipments are not applicable to the college/Department, then consider 90 Marks for input and convert it accordingly



Grade :-

81% and Above = A+

71% to 80% = A

61% to 70% = B

51% to 60% = C

50% and Below = D

	College Marks	Committee Mark
Total Marks :-	100.00	
Obtained Marks :-	88.00	82.00
Percentage Of marks :-	88.00%	82.00%
Grade :-	A+	A+

B:Process (300 Marks)



Sr.N	Criteria	Marks Allotted	Observation	Marks Obtained	Committee Marks
	Teaching-Learning and Evaluation -				
1	The institution assesses the learning levels of the students, after admission and organizes special programs for advanced learners and slow learners <ul style="list-style-type: none"> ·√ Advanced Learners Program : (5) Marks ·√ Slow Learners Program : (5) Marks 	10	Yes	10	10
2	Student centric methods, such as experiential learning, participative learning and problem solving methodologies etc. are used for enhancing learning experiences (02 Marks for each method -	30	Yes	20	20
3	Percentage of teachers using ICT for effective teaching with Learning Management Systems (LMS), E-learning resources etc <ul style="list-style-type: none"> ·√ 96 % to 100% Teachers (20) Marks ·76 % to 95 % Teachers (15) Marks ·51% to 75 % Teachers (10) Marks ·26 % to 50 % Teachers (5) Marks ·25 % & Less Teachers (2) Marks 	20	Yes	20	15
4	Ratio of mentor to students for academic and stress related issues (Total Teacher : Total Students) (Mentor : Mentee) <ul style="list-style-type: none"> ·√ Mentor: Mentee Ratio (1:50) - (5) Marks ·Mentor: Mentee Ratio (1:75) - (3) Marks ·Mentor: Mentee Ratio (1:100 & Above) - (2) Marks 	5	Yes	5	5
5	Number of capability enhancement and development schemes <ul style="list-style-type: none"> ·A. Guidance for competitive examinations 0 ·B. Career Counseling 3 ·C. Soft skill development 1 ·D. Remedial coaching 0 ·E. Language lab 0 ·F. Bridge courses 0 ·G. Yoga and Meditation 1 ·H. Personal Counseling 1 ·I. Brain Storming 1 ·J. Any other 0 ·10 or more of the above (20) Marks ·√ Any 6 of the above (16) Marks ·Any 5 of the above (12) Marks ·Any 4 of the above (8) Marks ·Any 3 of the above (4) Marks 	20	Yes	16	16
6	The Institution ensures effective curriculum delivery through a well planned and documented process <ul style="list-style-type: none"> ·√ <input type="checkbox"/> Teaching Plan - (2) Marks ·√ <input type="checkbox"/> Departmental meeting record for distribution of workload, timetable etc.- (1) Marks ·√ <input type="checkbox"/> Feedback- (2) Marks 	5	Yes	5	5
7	Augmentation of Physical Infrastructure like classrooms, laboratories, library, computer equipments, etc. during the year	5	Yes	5	5



8	Upgradation on Laboratory equipments during the year	5	No	0	
9	Expenditure for purchase of books & Journals, CD's DVD's etc. during the year.	3	Yes	3	
10	Expenditure for e-journals and online library during the year.	2	No	0	2
11	New Courses introduced of the total number of courses across all Programs offered during the year. ·Above 5 (10) Marks ·Between 3 to 5 (5) Marks ·Below 3 (3) Marks	10	No	0	0
12	Number of value-added courses imparting transferable and life skills offered during the year ·100% Departments with at least one Value added Course (20) Marks ·76 % to 95 % (15) Marks ·51% to 75 % (10) Marks ·26 % to 50 % (5) Marks ·√ 25 % & below (2) Marks	20	Yes	2	2
13	Institution has created an eco system for innovations including Incubation centre and other initiatives for creation and transfer of knowledge ·√ <input type="checkbox"/> Established Incubation centre - (3) Marks ·√ <input type="checkbox"/> Institution has created an eco system and Other initiatives for creation and transfer of knowledge - (2) Marks	5	Yes	5	5
14	Number of functional MoUs with institutions of National, International importance, other Universities, Industries, Corporate Houses etc. during the year (1 Mark for one functional MoU) (Maximum 10 Marks) ·MoUs with institutions of national, international importance 0 ·MoUs with Other Universities 0 ·MoUs with Industries & Corporate Houses 02	10	Yes	2	2
15	Number of linkages for faculty exchange, student exchange, internship, field trip, on-the-job training, research, etc during the year (1 Mark for each activity) ·Number of linkages for faculty exchange 0 ·Number of linkages for student exchange 0 ·Number of linkages for internship 0 ·Number of linkages for field trip 1 ·Number of linkages for on-the-job training 0 ·Number of linkages for research etc 0	10	Yes	1	1
16	Percentage of students undertaking field projects / internships ·76% to 100% (10) Marks ·51% to 75% (5) Marks ·√ 1% to 50% (3) Marks	10	Yes	3	3
17	Participation of College in different sports events of the university during last year. (Per Sport activity 1 Mark)	10	No	0	10
18	Organization & Participation Technical Quiz / Seminar / Paper presentation / Project competition / Cultural events during last year (Per Event 1 Mark)	10	Yes	10	10
19	Number of extension and outreach programs conducted in collaboration with industry, community and Non - Government Organizations through NSS/NCC/Red cross/YRC etc., during the year (Number of extension and outreach programs conducted) (1 Mark per activity)	10	Yes	10	10



20	Percentage of students participating in extension activities with Government Organizations, Non-Government Organizations and programs such as Swachh Bharat, Aids Awareness, Gender Issue, etc. during the year ·1% to 25% (4) Marks ·26 % to 50% (10) Marks ·51 to 75% (12) Marks ·√ 76% to 100% (15) Marks	15	Yes	15	
21	Use of Learning Management System	5	Yes	5	0
22	Contribution in Lead College Scheme ·By college as Participant (5) Marks ·√ By College as Conducting authority (3) Marks	5	Yes	3	3
23	Contribution in SUK Journals	5	No	0	0
24	No. of Faculty Members assisted for university assessment Total Answer book by each faculty member ·√ Assessed more than 50% their students admitted in college (5) Marks ·Assessed less than 50% their students admitted in college (3) Marks ·Assessed exactly admitted students in their college (2) Marks	5	Yes	5	5
25	Participation in Cultural Programme ·International Level/National Level (3) Marks ·State Level & University Level (2) Marks	5	No	0	0
26	Participation of University sponsored schemes at college level	5	Yes	5	0
	Research -				
1	Financial Assistance provided from college to faculty for research	5	No	0	0
2	Organizing workshops / seminars for inculcating research habits amongst teachers	5	Yes	5	5
3	Incubation centers in the Institutions	3	Yes	3	3
4	Leave and other incentives provided to teachers for research	3	Yes	3	3
5	The teachers benefited under FIP scheme of UGC during last three year.	5	No	0	0
6	Workshops / seminars organized during last three years for inculcating research habits amongst students	3	Yes	3	3
7	Research competitions, quiz etc. organized for students during last three years	5	Yes	5	5
8	Motivation for participation to students in research events like Avishkar etc.	3	Yes	3	3
9	Financial assistants provided to students for research activities from the institution	5	Yes	5	5
10	Participation in SUK sponsor research Scheme	5	No	0	5
11	Prospective Plans achieved by the College	2	Yes	2	2
	Sports -				
1	Sports Scholarship / Financial assistance provided to students.	3	Yes	3	3



2	Extra coaching provided to sportsman for particular Sports.	3	Yes	3	
3	Financial assistant for dietary food, travelling etc. to sports students.	3	No	0	
4	Organized workshops / Seminars for sports students.	2	Yes	2	2

Grade :-

81% and Above = A+

71% to 80% = A

61% to 70% = B

51% to 60% = C

50% and Below = D

	College Marks	Committee Mark
Total Marks :-	300.00	
Obtained Marks :-	187.00	189.00
Percentage Of marks :-	62.33%	63.00%
Grade :-	B	B



C:Output (100 Marks)

Sr.N	Criteria	Marks Allotted	Observation	Marks Obtained	Committee Marks
1	Average result of final year of last year. ·√ 91% to 100% Result (10) Marks ·81% to 90 % Result (8) Marks ·71% to 80% Result (6) Marks ·61% to 70% Result (4) Marks ·60% & Below Result (2) Marks	10	Yes	10	10
2	No. of students passed in first class and above in final year(last year) ·√ 71% to 100 % (5) Marks ·51% to 70 % (3) Marks ·26% to 50 % (2) Marks ·25% to 1 % (1) Marks	5	Yes	5	5
3	No. of students in University merit list in final year (last year) (1 Mark for each student in Merit List) (Maximum 5 Marks)	5	No	0	0
4	Percentage of student progression to higher education (previous graduating batch) A. UG to PG/ B. PG to M. Phil./Ph. D: C. PhD to Post doctoral: ·61% to 100% (5) Marks ·41% to 60% (4) Marks ·√ 21% to 40% (3) Marks ·20% & Less (2) Marks	5	Yes	3	3
5	Percentage of students qualifying in state/ national/ international level examinations during the year (e.g.: NET/SLET/GATE/ GMAT/ CAT/ GRE/TOEFL/Civil Services/State government examinations) ·No of appeared students 0 ·No of Qualified students 0 ·Above 2% (of appeared students) (5) Marks ·Less than 2% (of appeared students)- (2) Marks	5	No	0	0
6	Percentage of placement of outgoing students during the last year Name of the employer with contact details Number of students placed Name of the employer with contact details Number of students placed ·31 % To 100% (5) Marks ·21 to 30% (3) Marks ·11 to 20 % (2) Marks ·√ 1 to 10% (1) Marks	5	Yes	1	1
7	Number of research papers published in the Journals notified on UGC website during the years (ISSN Only- (Total Papers ÷ Total Teachers) ×100 ·No of Paper published 26 ·Per teacher Three Papers-76 % to 100 % (10) Marks ·Per teacher Two Papers - 51% to 75 % (8) Marks ·√ Per teacher One Paper - 26 % to 50 % (5) Marks ·Per teacher Below One Paper – 1% to 25% (2) Marks	10	Yes	5	5



8	Books and chapters in edited volumes / books published, and papers in national / international conference-proceedings per teacher during the year (ISBN / ISSN Only) ·Number of papers Published in Proceeding during Year:-(1 Mark per Paper, Maximum 5 Marks) 1 ·Number of Books Published during Year :- (1 Mark Per Book, Maximum 5 Marks) 0 ·Chapters in books Published during Year :- (0.5 Mark Per Chapter, Maximum 5 Marks) 2	15	Yes		
9	No. of faculty members presented papers in symposium / workshop / conference / seminar in last year.(1 Mark per Paper, Maximum 5 Marks)	5	Yes	5	5
10	No. of Faculties contributed as resource persons at QIP/symposium /workshop / conference / seminar in last year. (1 Mark per Resource Person, Maximum 5 Marks)	5	Yes	5	5
11	No. of Students Completed M. Phil/Ph. D under the guidance of faculty Members in College. (1 Mark per Student, Maximum 5 Marks)	5	Yes	1	1
12	No. of Major/Minor Research Projects undertaken by faculty. (1 Mark per Project, Maximum 5 Marks)	5	No	0	0
13	Number of awards and recognition received by faculty from Government /recognized bodies during the year (1 Mark per Award/Recognitions) Total Number of Awards & Recognitions :	5	Yes	1	1
14	Number of awards/medals for outstanding performance in sports/cultural activities at university/state/national/international level etc. (award for a team event should be counted as one) during the year ·International (Sports/ Cultural) (3) Marks ·National (Sports/ Cultural) (2) Marks	5	No	0	0
15	Sports Scholarship received by the college during last year.	5	No	0	0
16	Percentage of students benefitted by Vocational Education and Training (VET)/Skill education/professional education during the year ·51 to 100% (5) Marks ·√ 26 to 50% (3) Marks ·1% to 25 % (2) Marks	5	Yes	3	3

Grade :-

81% and Above = A+

71% to 80% = A

61% to 70% = B

51% to 60% = C

50% and Below = D

	College Marks	Committee Mark
Total Marks :-	100.00	
Obtained Marks :-	41.00	41.00
Percentage Of marks :-	41.00%	41.00%
Grade :-	D	D

Criteria	Marks Allotted	Marks obtained	Percentage	Grade
Input A	100	82	62.4%	B
Process B	300	189		
Output C	100	41		
Total	500	312		

Member

Dr. R. B. Patil



Chairman

Principal, Dr. R. R. Kumbhar

RRK
18.10.22






R. R. Kumbhar
PRINCIPAL
KRISHNA MAHAVIDYALAYA
RETHARE (BK.), TAL. KARAD



Shetakari Shikashan Prasarak Mandal's
Krishna Mahavidyalaya, Rethare Bk.
Academic Audit Report 2019-20

Sr. No	Name of the Department/ Committee	Report of compliance as per departmental evaluation report
1	Department of Physics	Yes
2	Department of Chemistry	Yes
3	Department of Mathematics	Yes
4	Department of Botany	Yes
5	Department of Zoology	Yes
6	Department of Statistics	Yes
7	Department of Electronics	Yes
8	Department of Marathi	Yes
9	Department of Hindi	Yes
10	Department of Geography	Yes
11	Department of History	Yes
12	Department of Economics	Yes
13	Department of English	Yes
14	Department of Physical Education	Yes
15	Department of Library	Yes
16	Gymkhana	Yes
17	National Service Scheme	Yes
18	National Cadet Cores	Yes
19	Scholarship	Yes
20	Cultural	Yes


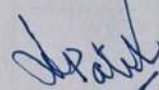



Suggestion-

Sr. No	Name of the Member	Designation	Signature
1	Dr. Salunkhe C. B.	Principal	
2	Mr. Patil D. R.	Secretary, Shetakari Shikashan Prasarak Mandal Rethare bk.	
3	Dr. Dalavi D. S.	IQAC- Coordinator	
4	Dr. Bhakare P. D..	IQAC- Co-Coordinator	
5	Dr. Mrs. Rajhans S. M.	IQAC- Co-Coordinator	

Shetakari Shikashan Prasarak Mandal's
Krishna Mahavidyalaya, Rethare Bk.
Academic Audit Report 2018-19

Sr. No	Name of the Department/ Committee	Report of compliance as per departmental evaluation report
1	Department of Physics	Yes
2	Department of Chemistry	Yes
3	Department of Mathematics	Yes
4	Department of Botany	Yes
5	Department of Zoology	Yes
6	Department of Statistics	Yes
7	Department of Electronics	Yes
8	Department of Marathi	Yes
9	Department of Hindi	Yes
10	Department of Geography	Yes
11	Department of History	Yes
12	Department of Economics	Yes
13	Department of English	Yes
14	Department of Physical Education	Yes
15	Department of Library	Yes
16	Gymkhana	Yes
17	National Service Scheme	Yes
18	National Cadet Cores	Yes
19	Scholarship	Yes
20	Cultural	Yes

Suggestion-


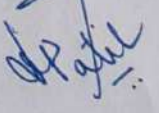


Sr. No	Name of the Member	Designation	Signature
1	Dr. Salunkhe C. B.	Principal	
2	Mr. Patil D. R.	Secretary, Shetakari Shikashan Prasarak Mandal Rethare bk.	
3	Dr. Dalavi D. S.	IQAC- Coordinator	
4	Dr. Bhakare P. D..	IQAC- Co-Coordinator	
5	Dr. Mrs. Rajhans S. M.	IQAC- Co-Coordinator	

Krishna Mahavidyalaya, Rethare Bk.

Academic Audit Report 2017-18

Sr. No	Name of the Department/ Committee	Report of compliance as per departmental evaluation report
1	Department of Physics	Yes
2	Department of Chemistry	Yes
3	Department of Mathematics	Yes
4	Department of Botany	Yes
5	Department of Zoology	Yes
6	Department of Statistics	Yes
7	Department of Electronics	Yes
8	Department of Marathi	Yes
9	Department of Hindi	Yes
10	Department of Geography	Yes
11	Department of History	Yes
12	Department of Economics	Yes
13	Department of English	Yes
14	Department of Physical Education	Yes
15	Department of Library	Yes
16	Gymkhana	Yes
17	National Service Scheme	Yes
18	National Cadet Cores	Yes
19	Scholarship	Yes
20	Cultural	Yes

Suggestion- 1) No. of certificate courses needs to be introduced
2) No. of functional MoDs needs to be done.

Sr. No	Name of the Member	Designation	Signature
1	Dr. Salunkhe C. B.	Principal	
2	Mr. Patil D. R.	Secretary, Shetakari Shikashan Prasarak Mandal Rethare bk.	
3	Dr. Dalavi D. S.	IQAC- Coordinator	
4	Dr. Bhakare P. D..	IQAC- Co-Coordinator	
5	Dr. Mrs. Rajhans S. M.	IQAC- Co-Coordinator	